



Hernando Elementary

Desoto County School District



455 RILEY STREET
Hernando, MS 38632



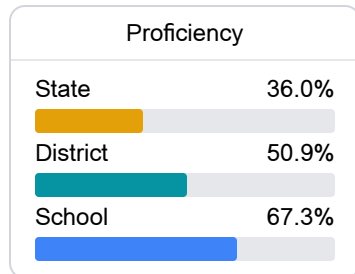
Renee Triplett
renee.triplett@dcsms.org

School Accountability Grade Components

Mississippi's accountability system assigns "A" through "F" letter grades for schools and districts. Grades are based on student achievement, student growth, student participation in testing, and other academic measures. COVID - 19 pandemic disruptions continue to be reflected in 2021 - 2022 accountability data, particularly growth data.

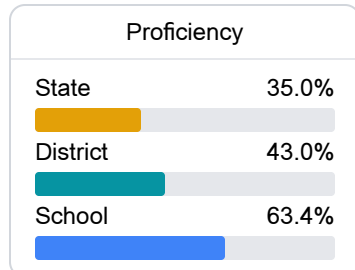
Math

Measurements of student performance on the statewide math assessment.



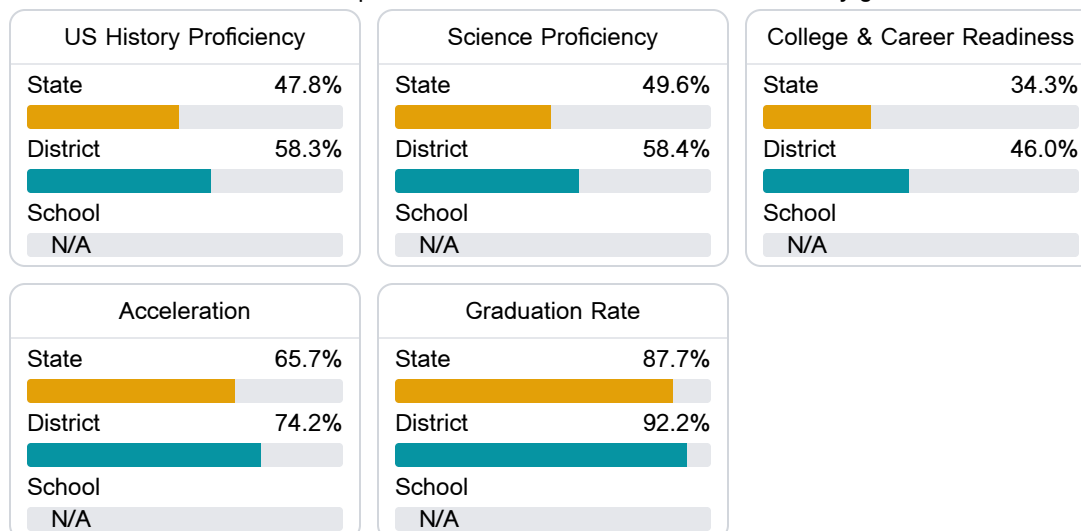
English

Measurements of student performance on the statewide English language arts (ELA) assessment.



Other Measures

Other measurements of student performance that factor into the accountability grade.



Teacher Data

39.5

Teachers



92.4%

Experienced Teachers

0.0%

Provisional Teachers

100.0%
















In-Field Teachers

Detailed Assessment and Other Data
















Student Performance

The following information shows each level of student performance on statewide assessments.
















Math

Level 1		Level 2		Level 3		Level 4		Level 5	
State	11.6%	State	24.2%	State	29.5%	State	24.8%	State	9.9%
									
District	6.8%	District	17.7%	District	27.6%	District	30.9%	District	17.1%
									
School	N/A	School	N/A	School	N/A	School	N/A	School	N/A
									
Minimal		Basic		Passing		Proficient		Advanced	

English

Level 1		Level 2		Level 3		Level 4		Level 5	
State	10.8%	State	23.1%	State	31.8%	State	24.6%	State	9.7%
									
District	7.3%	District	18.4%	District	32.1%	District	29.1%	District	13.1%
									
School	N/A	School	N/A	School	N/A	School	N/A	School	N/A
									
Minimal		Basic		Passing		Proficient		Advanced	

Science

Level 1		Level 2		Level 3		Level 4		Level 5	
State	13.8%	State	14.5%	State	23.4%	State	32.7%	State	15.7%
									
District	10.2%	District	12.0%	District	22.1%	District	35.4%	District	20.4%
									
School	N/A	School	N/A	School	N/A	School	N/A	School	N/A
									
Minimal		Basic		Passing		Proficient		Advanced	

Discipline



<5%

Out-of-School Suspension

* Source: 2017-2018 Civil Rights Data Collection

Other Data



9.1 %

Chronic Absenteeism



\$9,063.01

Per-Pupil Expenditure