

## **B** Seminary High School

Covington County School District



200 MAIN STREET  
Seminary, MS 39479



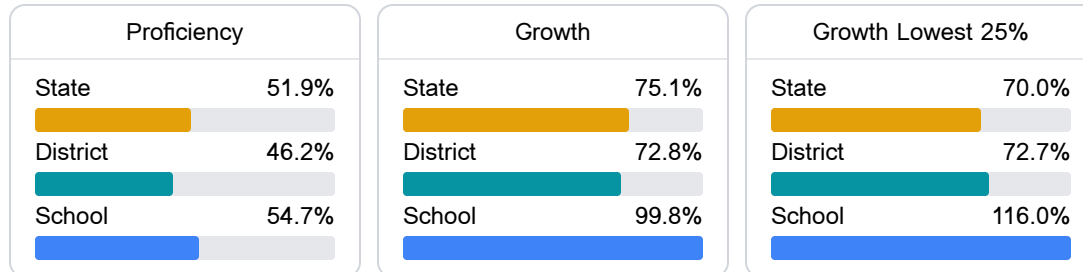
Justin Russell  
[jrussell@covingtoncountyschools.org](mailto:jrussell@covingtoncountyschools.org)

### School Accountability Grade Components

Mississippi's accountability system assigns "A" through "F" letter grades for schools and districts. Grades are based on student achievement, student growth, student participation in testing, and other academic measures.

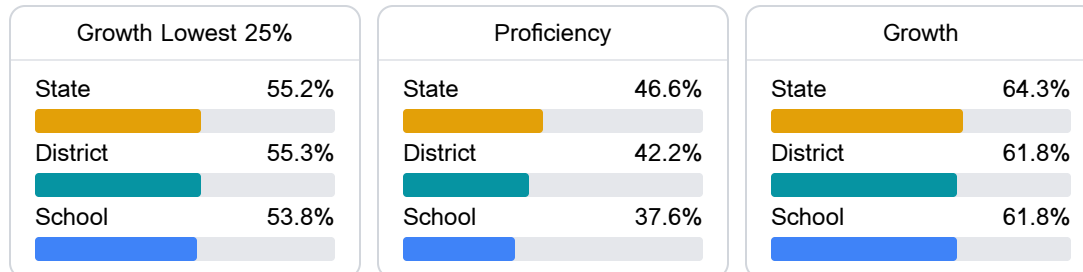
#### Math

Measurements of student performance on the statewide math assessment.



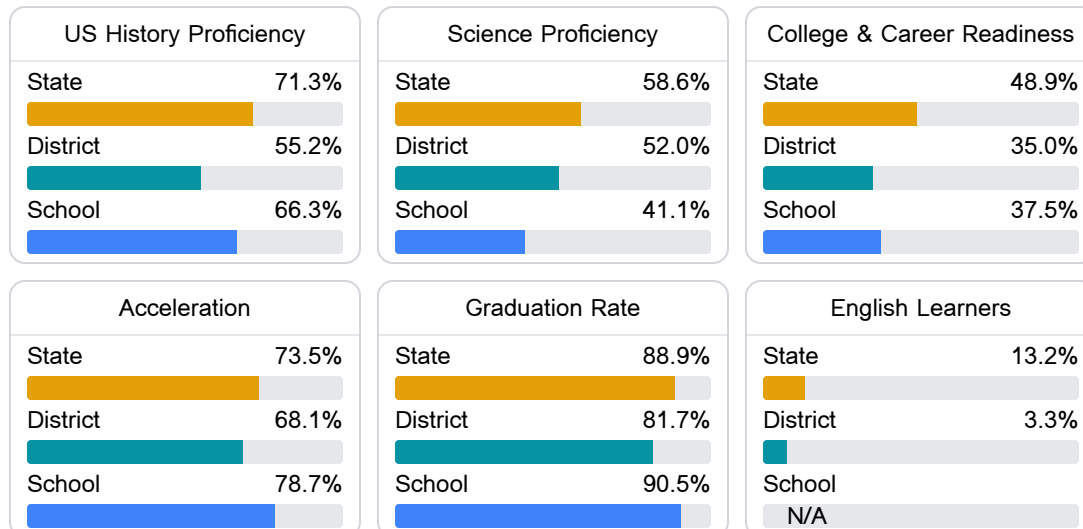
#### English

Measurements of student performance on the statewide English language arts (ELA) assessment.



#### Other Measures

Other measurements of student performance that factor into the accountability grade.



### Teacher Data

28.8

Teachers



78.6%

Experienced Teachers

8.5%

Provisional Teachers

96.9%

In-Field Teachers

## Detailed Assessment and Other Data

## Student Performance

The following information shows each level of student performance on statewide assessments.

## Math

Level 1		Level 2		Level 3		Level 4		Level 5	
State	0-10%	State	11-20%	State	21-30%	State	31-40%	State	11-20%
District	0-10%	District	11-20%	District	31-40%	District	31-40%	District	11-20%
School	N/A	School	11.0%	School	25.0%	School	52.0%	School	12.0%
Minimal		Basic		Passing		Proficient		Advanced	

## English

Level 1		Level 2		Level 3		Level 4		Level 5	
State	8.3%	State	17.0%	State	29.7%	State	29.3%	State	15.7%
District	9.3%	District	20.6%	District	30.2%	District	28.1%	District	11.9%
School	8.9%	School	29.8%	School	29.8%	School	19.4%	School	12.1%
Minimal		Basic		Passing		Proficient		Advanced	

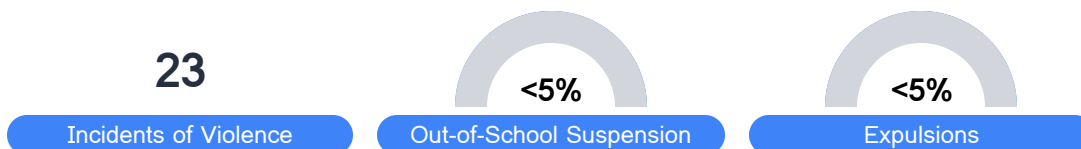
## Science

Level 1		Level 2		Level 3		Level 4		Level 5	
State	11.4%	State	11.9%	State	20.8%	State	33.6%	State	22.3%
District	13.6%	District	15.8%	District	22.5%	District	30.7%	District	17.4%
School	18.0%	School	18.0%	School	24.2%	School	30.5%	School	9.4%
Minimal		Basic		Passing		Proficient		Advanced	

## Student Assessment Participation



## Discipline



## Other Data



41.6 %

Chronic Absenteeism



\$12,886.31

Per-Pupil Expenditure



52.2 %

Post-Secondary Enrollment



65.1%

Advanced Course Participation