



## Hopewell Elementary School

Covington County School District



824 HOPEWELL ROAD  
Collins, MS 39428



Joanna Barnes  
[joannabarnes@covingtoncountyschools.org](mailto:joannabarnes@covingtoncountyschools.org)

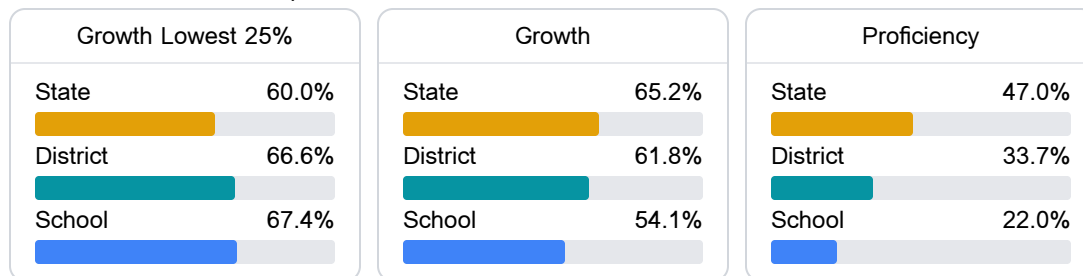
Identified for **Targeted Support and Improvement**

### School Accountability Grade Components

Mississippi's accountability system assigns "A" through "F" letter grades for schools and districts. Grades are based on student achievement, student growth, student participation in testing, and other academic measures.

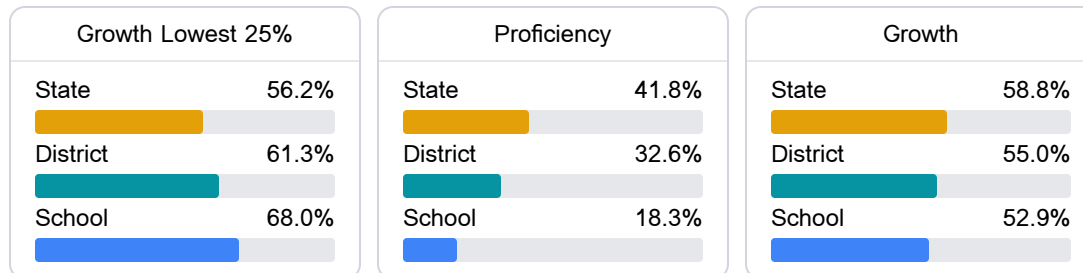
#### Math

Measurements of student performance on the statewide math assessment.



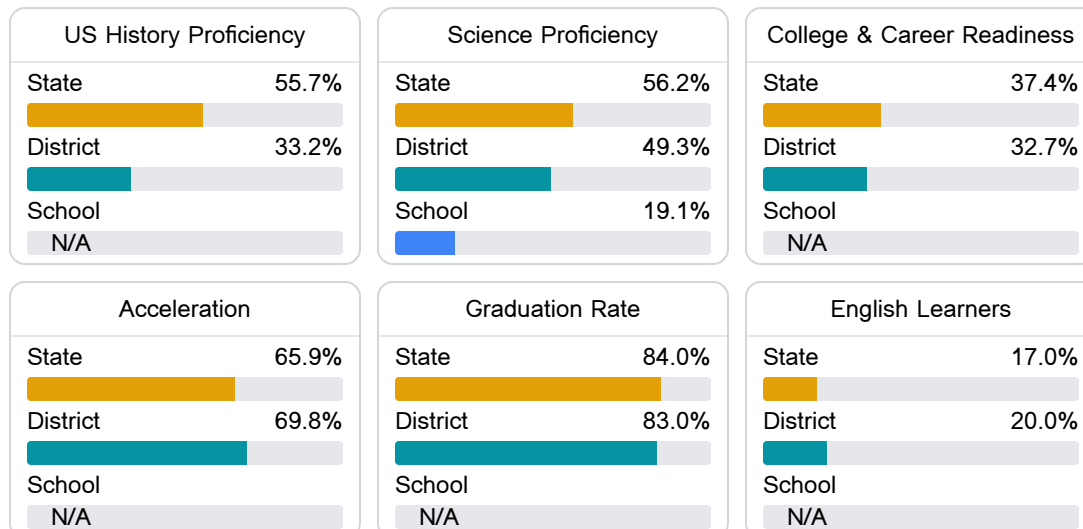
#### English

Measurements of student performance on the statewide English language arts (ELA) assessment.



#### Other Measures

Other measurements of student performance that factor into the accountability grade.



### Teacher Data

19.3

Teachers



75.5%

Experienced Teachers

19.3%

Provisional Teachers

87.5%

In-Field Teachers

## Detailed Assessment and Other Data

## Student Performance

The following information shows each level of student performance on statewide assessments.

## Math

Level 1		Level 2		Level 3		Level 4		Level 5	
State	5.6%	State	17.7%	State	31.2%	State	31.3%	State	14.1%
District	6.3%	District	23.8%	District	37.0%	District	26.2%	District	6.7%
School	11-20%	School	31-40%	School	31-40%	School	11-20%	School	0-10%
Minimal		Basic		Passing		Proficient		Advanced	

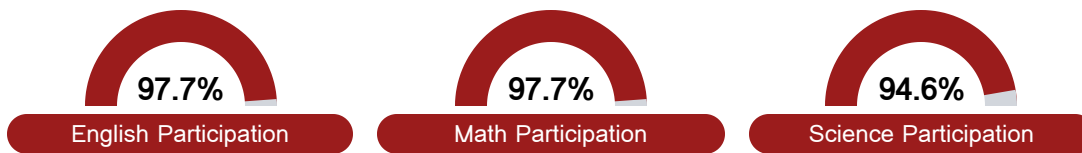
## English

Level 1		Level 2		Level 3		Level 4		Level 5	
State	6.8%	State	19.6%	State	33.5%	State	28.9%	State	11.2%
District	8.4%	District	23.4%	District	37.0%	District	25.8%	District	5.4%
School	0-10%	School	31-40%	School	31-40%	School	11-20%	School	0-10%
Minimal		Basic		Passing		Proficient		Advanced	

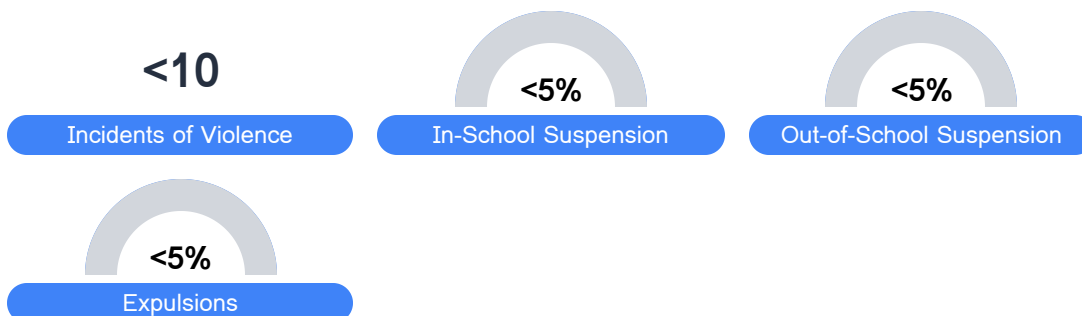
## Science

Level 1		Level 2		Level 3		Level 4		Level 5	
State	10.3%	State	13.6%	State	23.4%	State	36.0%	State	16.7%
District	14.1%	District	18.0%	District	29.8%	District	29.5%	District	8.6%
School	11.4%	School	37.1%	School	37.1%	School	8.6%	School	5.7%
Minimal		Basic		Passing		Proficient		Advanced	

## Student Assessment Participation



## Discipline



\* Source: 2017-2018 Civil Rights Data Collection

## Other Data



<5%

Chronic Absenteeism



\$9,134.79

Per-Pupil Expenditure