

## Hopewell Elementary School

Covington County School District



824 HOPEWELL ROAD  
Collins, MS 39428



Joanna Barnes  
joannabarnes@covingtoncountyschools.org

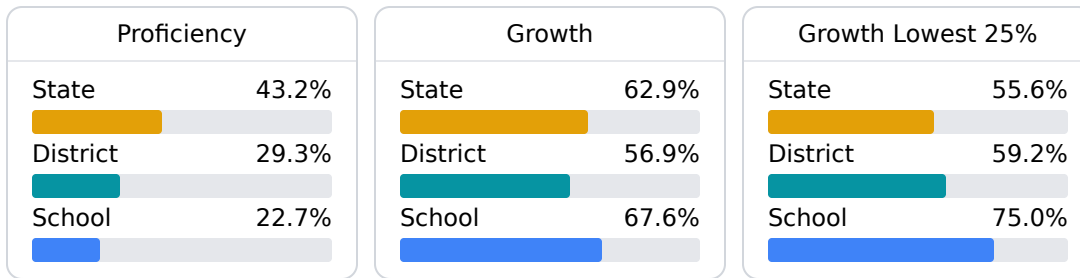
Identified for **Targeted Support and Improvement**

### School Accountability Grade Components

Mississippi's accountability system assigns "A" through "F" letter grades for schools and districts. Grades are based on student achievement, student growth, student participation in testing, and other academic measures.

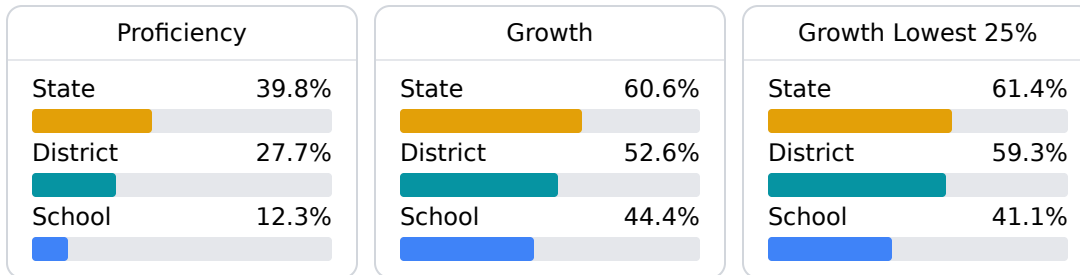
#### Math

Measurements of student performance on the statewide math assessment.



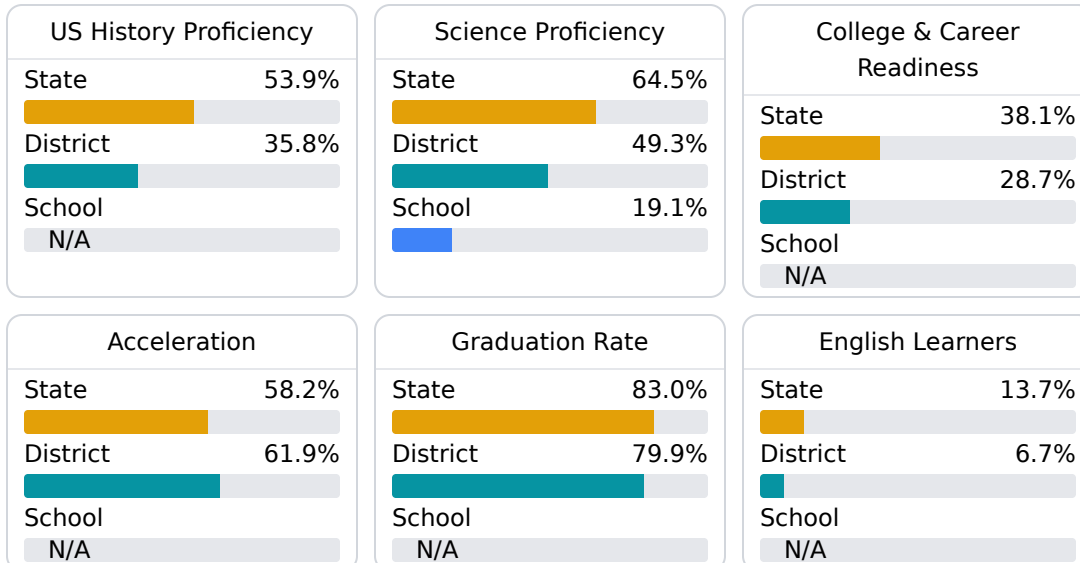
#### English

Measurements of student performance on the statewide English language arts (ELA) assessment.



#### Other Measures

Other measurements of student performance that factor into the accountability grade.



### Teacher Data

17.3

Teachers



94.2%

Experienced Teachers

5.8%

Provisional Teachers

94.2%

In-Field Teachers

## Detailed Assessment and Other Data

### Student Performance

The following information shows each level of student performance on statewide assessments.

#### Math

Level 1		Level 2		Level 3		Level 4		Level 5	
State	6.8%	State	20.9%	State	30.5%	State	29.9%	State	11.9%
District	10.9%	District	26.8%	District	34.4%	District	21.6%	District	6.3%
School	6.5%	School	30.3%	School	40.7%	School	12.9%	School	9.7%
Minimal		Basic		Passing		Proficient		Advanced	

#### English

Level 1		Level 2		Level 3		Level 4		Level 5	
State	7.4%	State	20.4%	State	33.7%	State	29.0%	State	9.4%
District	11-20%	District	21-30%	District	31-40%	District	21-30%	District	0-10%
School	11-20%	School	31-40%	School	31-40%	School	0-10%	School	0-10%
Minimal		Basic		Passing		Proficient		Advanced	

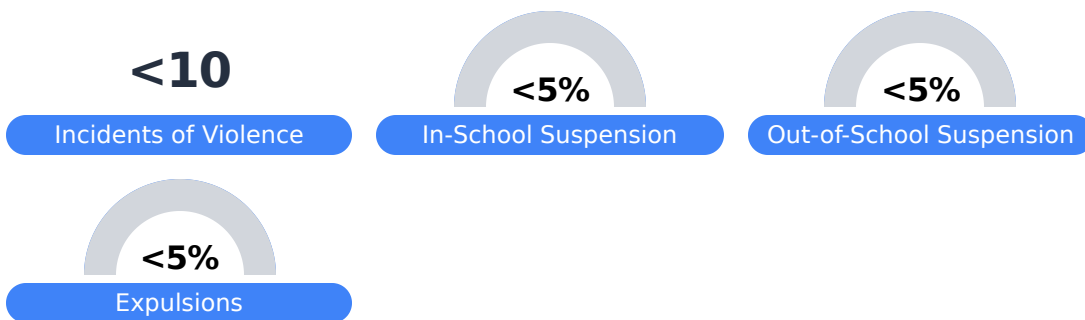
#### Science

Level 1		Level 2		Level 3		Level 4	
State	13.6%	State	24.0%	State	20.7%	State	20.7%
District	17.9%	District	34.0%	District	9.2%	District	9.2%
School	27.1%	School	52.1%	School	N/A	School	N/A
Minimal		Basic		Proficient		Advanced	

## Student Assessment Participation



## Discipline



\* Source: 2017-2018 Civil Rights Data Collection

## Other Data



7.2%

Chronic Absenteeism



\$7,283.40

Per-Pupil Expenditure