

Carver Middle School

Covington County School District

104 CARVER DR.
Collins, MS 39428

bb
bbarnes@covingtoncountyschools.org

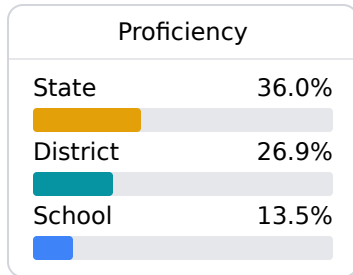
Identified for Targeted Support and Improvement

School Accountability Grade Components

Mississippi's accountability system assigns "A" through "F" letter grades for schools and districts. Grades are based on student achievement, student growth, student participation in testing, and other academic measures. COVID - 19 pandemic disruptions continue to be reflected in 2021 - 2022 accountability data, particularly growth data.

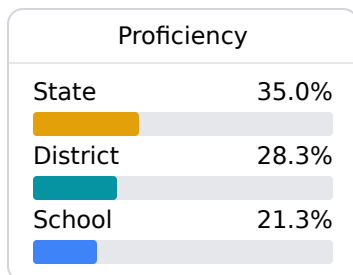
Math

Measurements of student performance on the statewide math assessment.



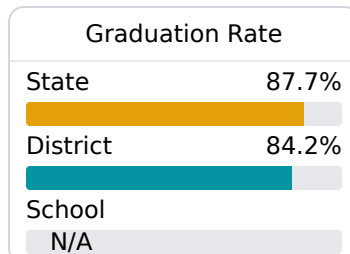
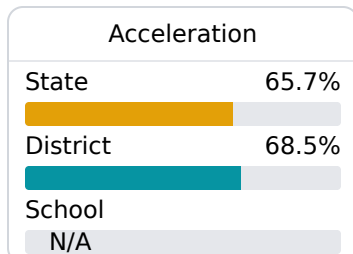
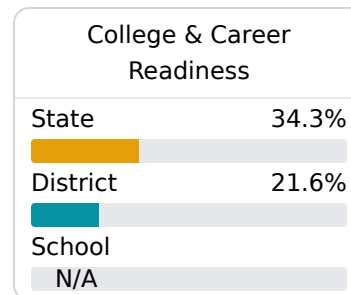
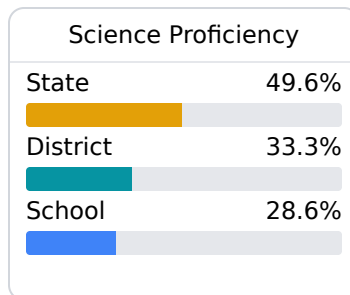
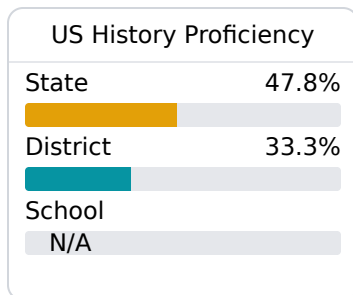
English

Measurements of student performance on the statewide English language arts (ELA) assessment.



Other Measures

Other measurements of student performance that factor into the accountability grade.



Teacher Data

23.3

Teachers



99.8%

Experienced Teachers

4.3%

Provisional Teachers

88.2%

In-Field Teachers

Detailed Assessment and Other Data

Student Performance

The following information shows each level of student performance on statewide assessments.

Math

Level 1		Level 2		Level 3		Level 4		Level 5	
State	11.6%	State	24.2%	State	29.5%	State	24.8%	State	9.9%
District	10.4%	District	27.5%	District	36.3%	District	20.4%	District	5.4%
School	11-20%	School	31-40%	School	31-40%	School	11-20%	School	0-10%
Minimal		Basic		Passing		Proficient		Advanced	

English

Level 1		Level 2		Level 3		Level 4		Level 5	
State	10.8%	State	23.1%	State	31.8%	State	24.6%	State	9.7%
District	12.5%	District	27.0%	District	33.2%	District	22.0%	District	5.3%
School	11-20%	School	21-30%	School	31-40%	School	11-20%	School	0-10%
Minimal		Basic		Passing		Proficient		Advanced	

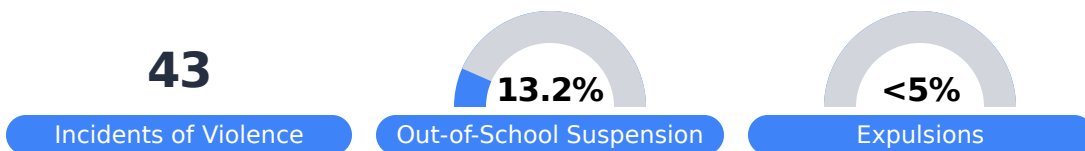
Science

Level 1		Level 2		Level 3		Level 4		Level 5	
State	13.8%	State	14.5%	State	23.4%	State	32.7%	State	15.7%
District	16.6%	District	20.0%	District	27.5%	District	24.9%	District	11.1%
School	16.0%	School	17.6%	School	36.8%	School	21.6%	School	8.0%
Minimal		Basic		Passing		Proficient		Advanced	

Student Assessment Participation



Discipline



* Source: 2017-2018 Civil Rights Data Collection

Other Data



29.6%

Chronic Absenteeism



\$10,184.23

Per-Pupil Expenditure