



Collins High School

Covington County School District



1208 S. DOGWOOD
Collins, MS 39428



Brian Bagwell
bbagwell@covingtoncountyschools.org

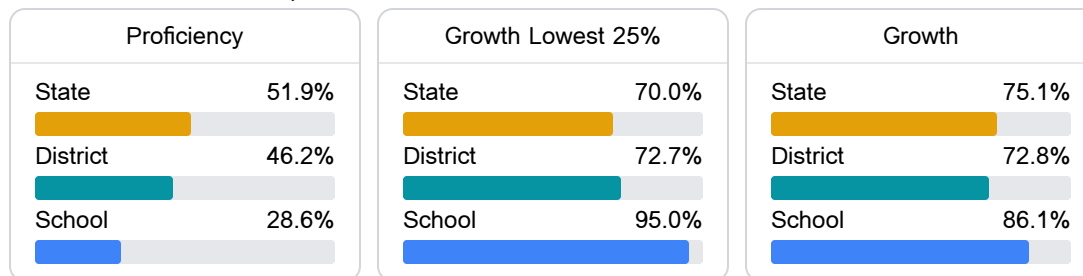
Identified for **Comprehensive Support and Improvement**

School Accountability Grade Components

Mississippi's accountability system assigns "A" through "F" letter grades for schools and districts. Grades are based on student achievement, student growth, student participation in testing, and other academic measures.

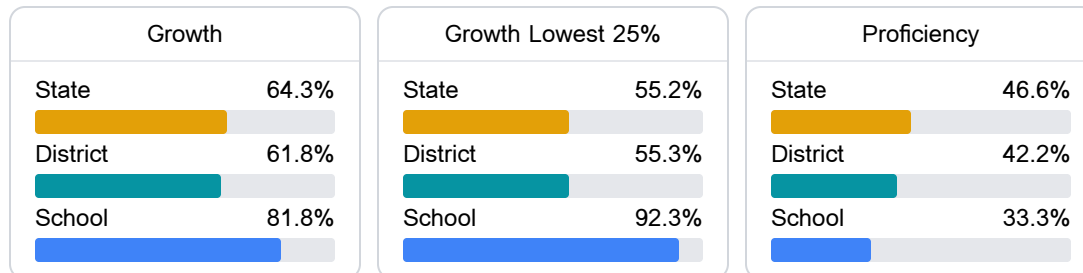
Math

Measurements of student performance on the statewide math assessment.



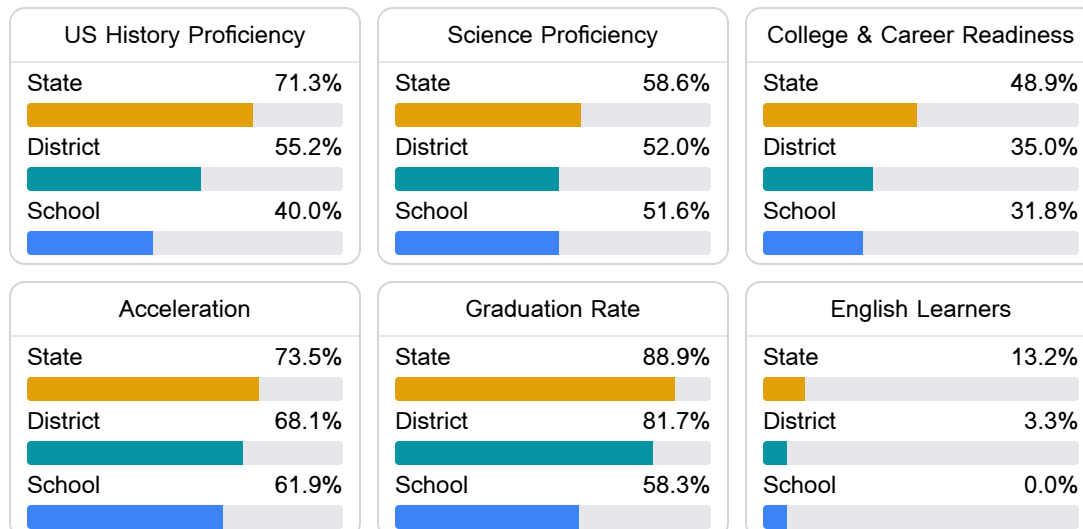
English

Measurements of student performance on the statewide English language arts (ELA) assessment.



Other Measures

Other measurements of student performance that factor into the accountability grade.



Teacher Data

23.9

Teachers



80.0%

Experienced Teachers

4.2%

Provisional Teachers

99.7%

In-Field Teachers

Detailed Assessment and Other Data

Student Performance

The following information shows each level of student performance on statewide assessments.

Math

Level 1		Level 2		Level 3		Level 4		Level 5	
State	0-10%	State	11-20%	State	21-30%	State	31-40%	State	11-20%
District	0-10%	District	11-20%	District	31-40%	District	31-40%	District	11-20%
School	0-10%	School	11-20%	School	41-50%	School	31-40%	School	0-10%
Minimal		Basic		Passing		Proficient		Advanced	

English

Level 1		Level 2		Level 3		Level 4		Level 5	
State	8.3%	State	17.0%	State	29.7%	State	29.3%	State	15.7%
District	9.3%	District	20.6%	District	30.2%	District	28.1%	District	11.9%
School	20.2%	School	32.6%	School	22.5%	School	19.1%	School	5.6%
Minimal		Basic		Passing		Proficient		Advanced	

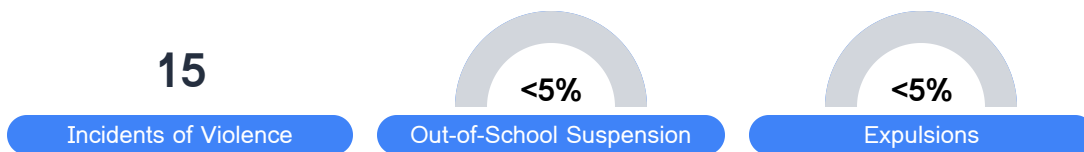
Science

Level 1		Level 2		Level 3		Level 4		Level 5	
State	11.4%	State	11.9%	State	20.8%	State	33.6%	State	22.3%
District	13.6%	District	15.8%	District	22.5%	District	30.7%	District	17.4%
School	22.9%	School	24.0%	School	15.6%	School	25.0%	School	12.5%
Minimal		Basic		Passing		Proficient		Advanced	

Student Assessment Participation



Discipline



Other Data



48.5 %

Chronic Absenteeism



\$16,046.06

Per-Pupil Expenditure



32.3 %

Post-Secondary Enrollment



17.5%

Advanced Course Participation