



## Collins High School

Covington County School District



1208 S. DOGWOOD  
Collins, MS 39428



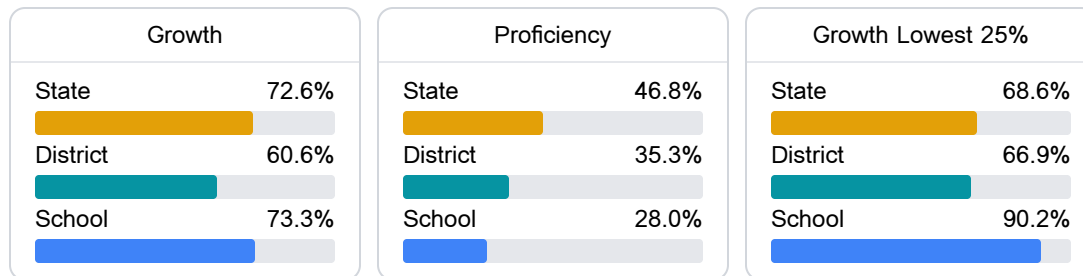
Brian Bagwell  
[bbagwell@covingtoncountyschools.org](mailto:bbagwell@covingtoncountyschools.org)

### School Accountability Grade Components

Mississippi's accountability system assigns "A" through "F" letter grades for schools and districts. Grades are based on student achievement, student growth, student participation in testing, and other academic measures. COVID - 19 pandemic disruptions continue to be reflected in 2021 - 2022 accountability data, particularly growth data.

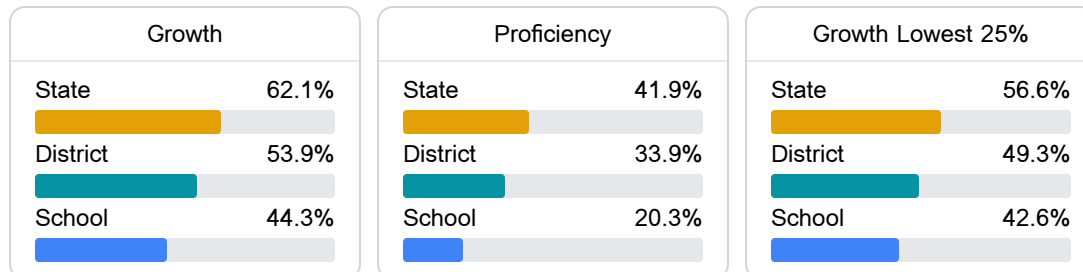
#### Math

Measurements of student performance on the statewide math assessment.



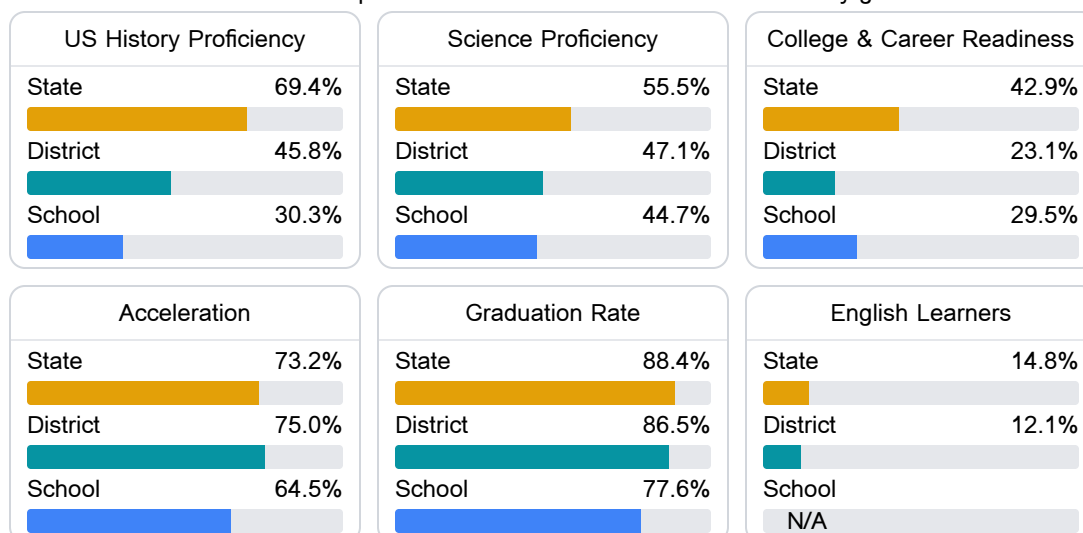
#### English

Measurements of student performance on the statewide English language arts (ELA) assessment.



#### Other Measures

Other measurements of student performance that factor into the accountability grade.



### Teacher Data

23.0

Teachers



73.9%

Experienced Teachers

4.4%

Provisional Teachers

96.1%

In-Field Teachers

## Detailed Assessment and Other Data

## Student Performance

The following information shows each level of student performance on statewide assessments.

## Math

Level 1		Level 2		Level 3		Level 4		Level 5	
State	7.0%	State	19.3%	State	27.3%	State	31.5%	State	15.0%
District	7.5%	District	24.1%	District	33.7%	District	26.1%	District	8.6%
School	0-10%	School	21-30%	School	41-50%	School	21-30%	School	0-10%
Minimal		Basic		Passing		Proficient		Advanced	

## English

Level 1		Level 2		Level 3		Level 4		Level 5	
State	8.6%	State	18.9%	State	31.3%	State	29.1%	State	12.1%
District	9.2%	District	22.7%	District	34.9%	District	25.4%	District	7.8%
School	19.7%	School	27.9%	School	32.8%	School	19.7%	School	N/A
Minimal		Basic		Passing		Proficient		Advanced	

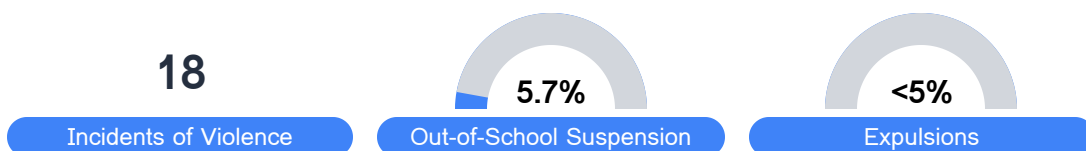
## Science

Level 1		Level 2		Level 3		Level 4		Level 5	
State	11.0%	State	12.4%	State	22.5%	State	34.7%	State	19.4%
District	12.9%	District	14.8%	District	26.0%	District	33.3%	District	13.0%
School	15.9%	School	18.8%	School	22.5%	School	35.5%	School	7.3%
Minimal		Basic		Passing		Proficient		Advanced	

## Student Assessment Participation



## Discipline



## Other Data



55.7 %

Chronic Absenteeism



\$16,043.95

Per-Pupil Expenditure



64.6 %

Post-Secondary Enrollment



22.4%

Advanced Course Participation