

Collins High School

Covington County School District

1208 S. DOGWOOD
Collins, MS 39428

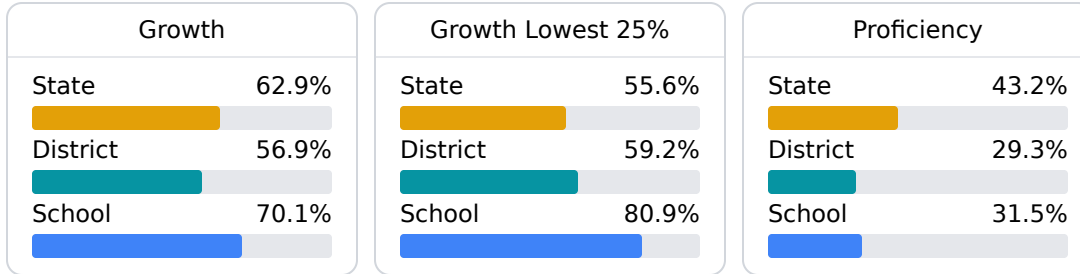
Brian Bagwell
bbagwell@covingtoncountyschools.org

School Accountability Grade Components

Mississippi's accountability system assigns "A" through "F" letter grades for schools and districts. Grades are based on student achievement, student growth, student participation in testing, and other academic measures.

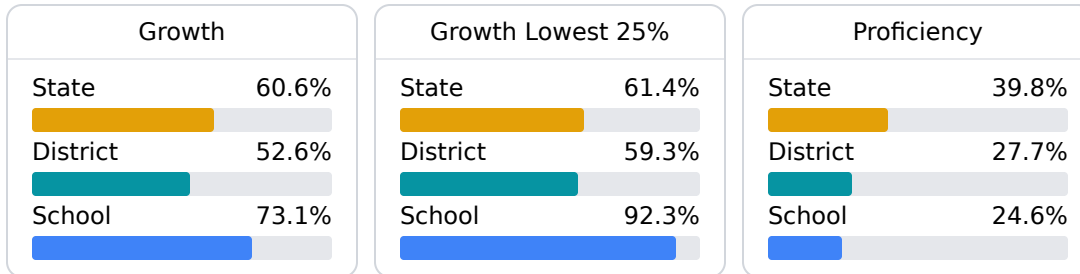
Math

Measurements of student performance on the statewide math assessment.



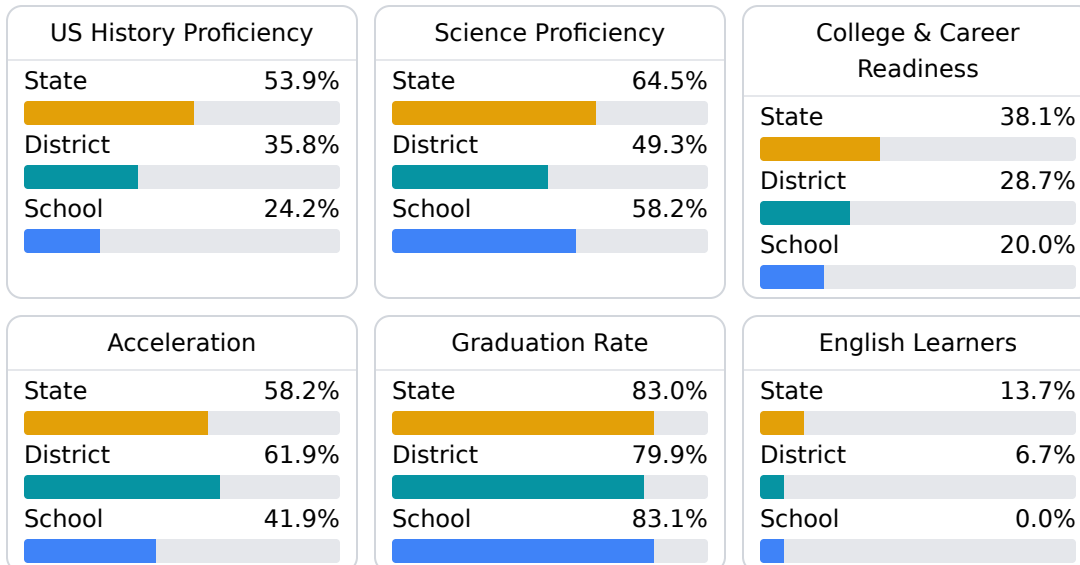
English

Measurements of student performance on the statewide English language arts (ELA) assessment.



Other Measures

Other measurements of student performance that factor into the accountability grade.



Teacher Data

20.8

Teachers



79.0%

Experienced Teachers

16.9%

Provisional Teachers

81.9%

In-Field Teachers

Detailed Assessment and Other Data

Student Performance

The following information shows each level of student performance on statewide assessments.

Math

Level 1	Level 2	Level 3	Level 4	Level 5
State 6.8%	State 20.9%	State 30.5%	State 29.9%	State 11.9%
District 10.9%	District 26.8%	District 34.4%	District 21.6%	District 6.3%
School 0-10%	School 21-30%	School 31-40%	School 21-30%	School 0-10%
Minimal	Basic	Passing	Proficient	Advanced

English

Level 1	Level 2	Level 3	Level 4	Level 5
State 7.4%	State 20.4%	State 33.7%	State 29.0%	State 9.4%
District 11-20%	District 21-30%	District 31-40%	District 21-30%	District 0-10%
School 13.3%	School 26.7%	School 41.3%	School 12.0%	School 6.7%
Minimal	Basic	Passing	Proficient	Advanced

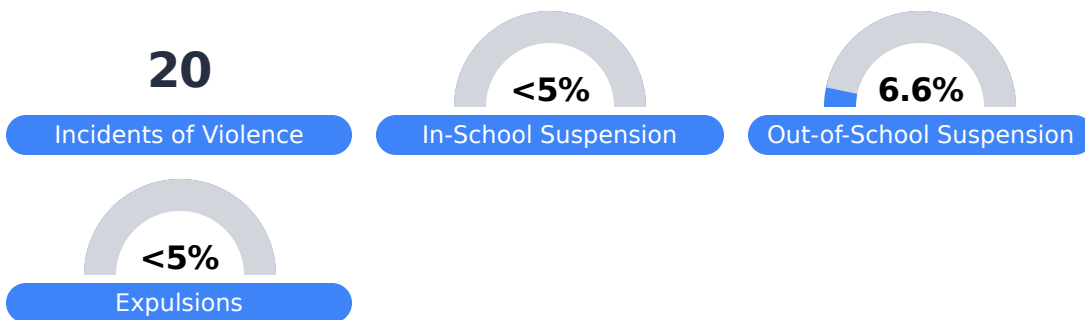
Science

Level 1	Level 2	Level 3	Level 4
State 13.6%	State 24.0%	State 20.7%	State 20.7%
District 17.9%	District 34.0%	District 9.2%	District 9.2%
School 11.2%	School 29.2%	School 5.6%	School 5.6%
Minimal	Basic	Proficient	Advanced

Student Assessment Participation



Discipline



* Source: 2017-2018 Civil Rights Data Collection

Other Data



39.2%

Chronic Absenteeism



\$10,796.31

Per-Pupil Expenditure



71.4%

Post-Secondary Enrollment



15.9%

Advanced Course Participation