



## Hazlehurst Elementary School

Hazlehurst City School District



112 Marvin Minor Drive  
Hazlehurst, MS 39083



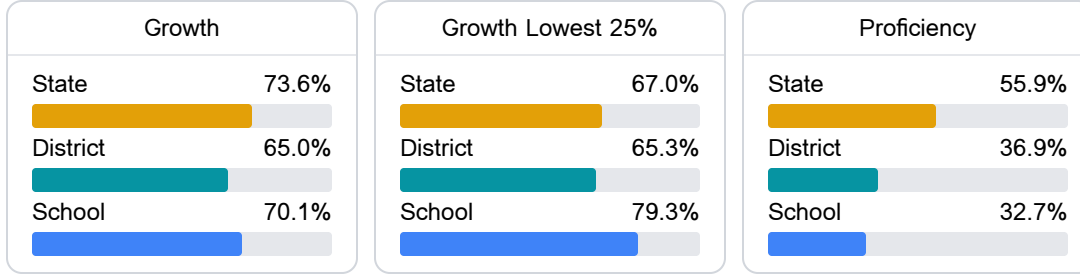
Kim Lockett-Langston  
kluckettlangston@hazlehurst.k12.ms.us

### School Accountability Grade Components

Mississippi's accountability system assigns "A" through "F" letter grades for schools and districts. Grades are based on student achievement, student growth, student participation in testing, and other academic measures.

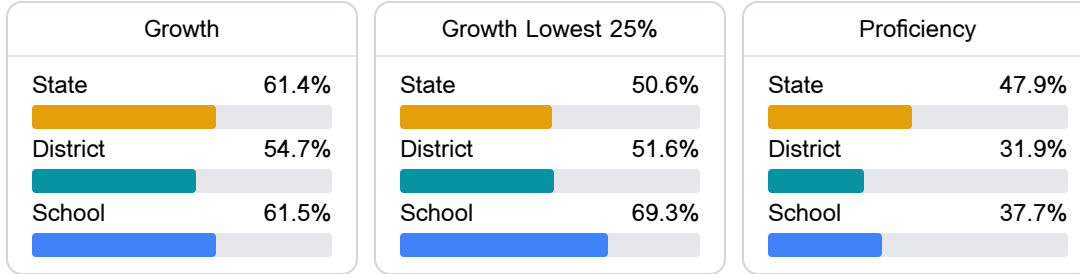
#### Math

Measurements of student performance on the statewide math assessment.



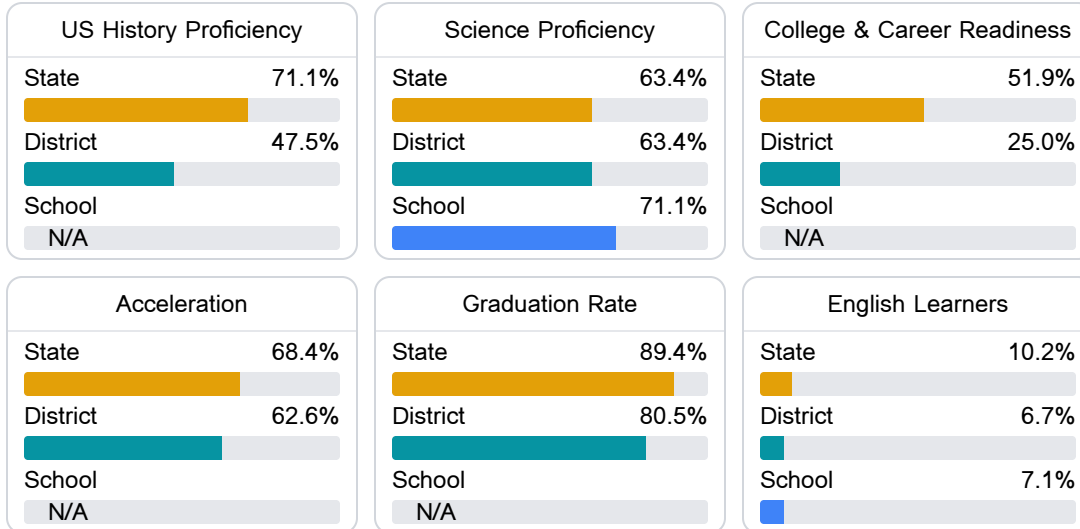
#### English

Measurements of student performance on the statewide English language arts (ELA) assessment.



#### Other Measures

Other measurements of student performance that factor into the accountability grade.



### Teacher Data

35.9

Teachers



66.5%

Experienced Teachers

2.8%

Provisional Teachers

73.4%

In-Field Teachers

## Detailed Assessment and Other Data

### Student Performance

The following information shows each level of student performance on statewide assessments.

#### Math

Level 1		Level 2		Level 3		Level 4		Level 5	
State	0-10%	State	11-20%	State	21-30%	State	31-40%	State	11-20%
District	5.2%	District	22.5%	District	35.7%	District	30.7%	District	6.1%
School	7.6%	School	26.6%	School	33.6%	School	24.9%	School	7.3%
Minimal		Basic		Passing		Proficient		Advanced	

#### English

Level 1		Level 2		Level 3		Level 4		Level 5	
State	9.1%	State	17.9%	State	27.3%	State	28.8%	State	16.9%
District	18.9%	District	25.0%	District	27.6%	District	21.0%	District	7.5%
School	17.7%	School	20.1%	School	24.9%	School	29.8%	School	7.6%
Minimal		Basic		Passing		Proficient		Advanced	

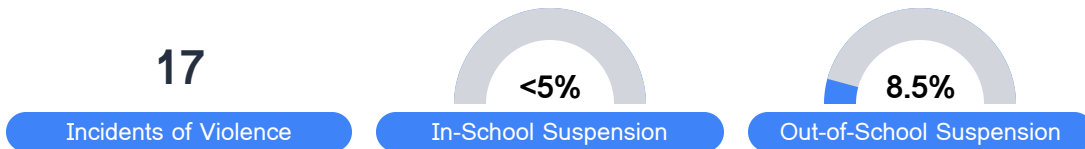
#### Science

Level 1		Level 2		Level 3		Level 4		Level 5	
State	11.2%	State	11.0%	State	19.5%	State	34.8%	State	23.5%
District	18.7%	District	10.1%	District	14.4%	District	36.3%	District	20.5%
School	11.4%	School	6.3%	School	12.7%	School	32.9%	School	36.7%
Minimal		Basic		Passing		Proficient		Advanced	

### Student Assessment Participation



### Discipline



### Other Data



33.7%

Chronic Absenteeism



\$11,635.28

Per-Pupil Expenditure