

B Hazlehurst Elementary School

Hazlehurst City School District

112 Marvin Minor Drive
Hazlehurst, MS 39083

Kim Lockett-Langston
klucketlangston@hazlehurst.k12.ms.us

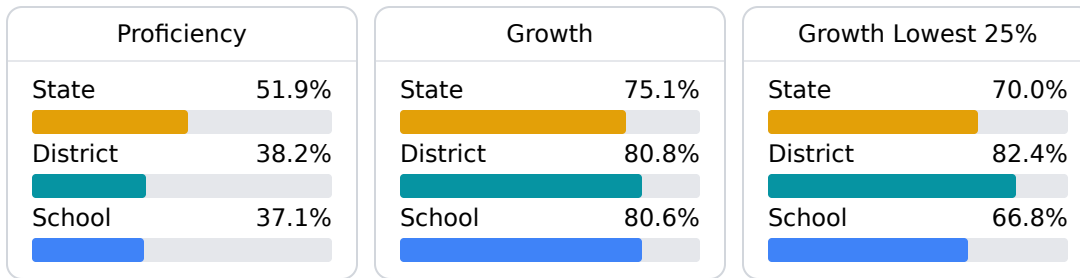
Identified for **Additional Targeted Support and Improvement**

School Accountability Grade Components

Mississippi's accountability system assigns "A" through "F" letter grades for schools and districts. Grades are based on student achievement, student growth, student participation in testing, and other academic measures.

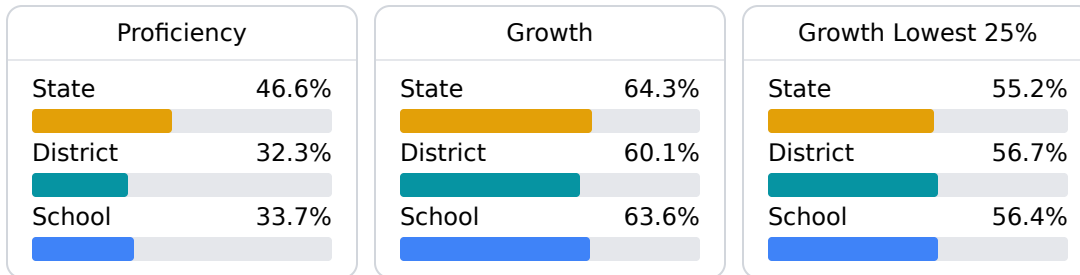
Math

Measurements of student performance on the statewide math assessment.



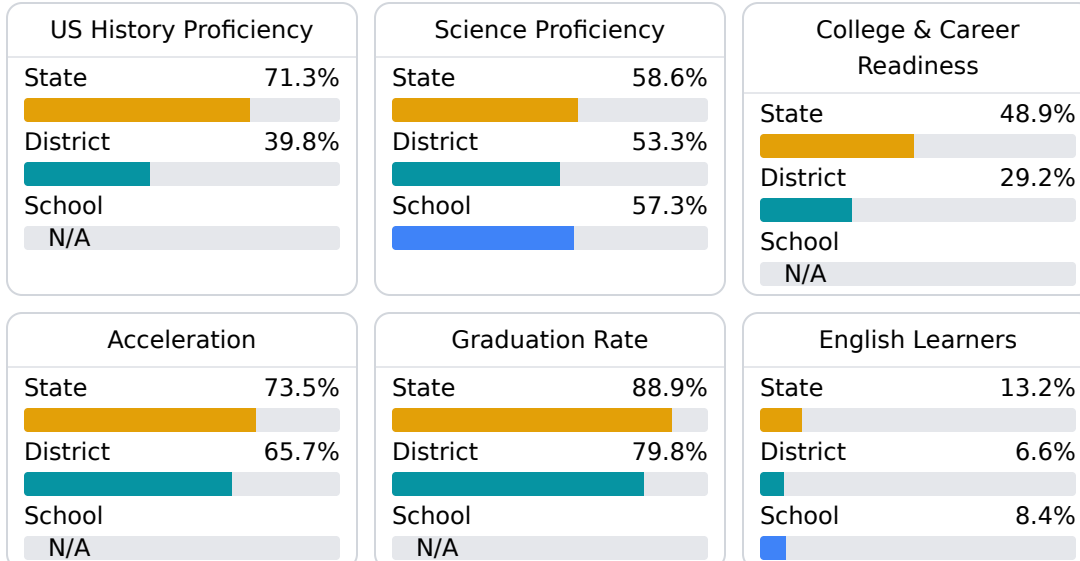
English

Measurements of student performance on the statewide English language arts (ELA) assessment.



Other Measures

Other measurements of student performance that factor into the accountability grade.



Teacher Data

36.5

Teachers



72.6%

Experienced Teachers

2.7%

Provisional Teachers

71.1%

In-Field Teachers

Detailed Assessment and Other Data

Student Performance

The following information shows each level of student performance on statewide assessments.

Math

Level 1	Level 2	Level 3	Level 4	Level 5
State 0-10%	State 11-20%	State 21-30%	State 31-40%	State 11-20%
District 7.8%	District 25.7%	District 29.4%	District 28.6%	District 8.6%
School 11.0%	School 26.3%	School 27.2%	School 25.3%	School 10.3%
Minimal	Basic	Passing	Proficient	Advanced

English

Level 1	Level 2	Level 3	Level 4	Level 5
State 8.3%	State 17.0%	State 29.7%	State 29.3%	State 15.7%
District 18.1%	District 21.3%	District 30.8%	District 22.8%	District 6.9%
School 20.3%	School 19.9%	School 27.2%	School 25.3%	School 7.3%
Minimal	Basic	Passing	Proficient	Advanced

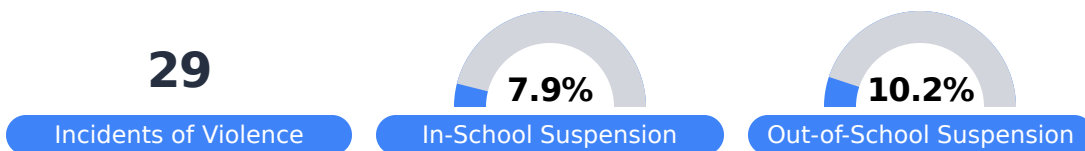
Science

Level 1	Level 2	Level 3	Level 4	Level 5
State 11.4%	State 11.9%	State 20.8%	State 33.6%	State 22.3%
District 14.9%	District 13.8%	District 21.1%	District 34.3%	District 15.9%
School 6.0%	School 12.0%	School 26.0%	School 34.0%	School 22.0%
Minimal	Basic	Passing	Proficient	Advanced

Student Assessment Participation



Discipline



Other Data



26.9%

Chronic Absenteeism



\$11,485.67

Per-Pupil Expenditure