

B Hazlehurst High School

Hazlehurst City School District

101 S. HALEY STREET
Hazlehurst, MS 39083

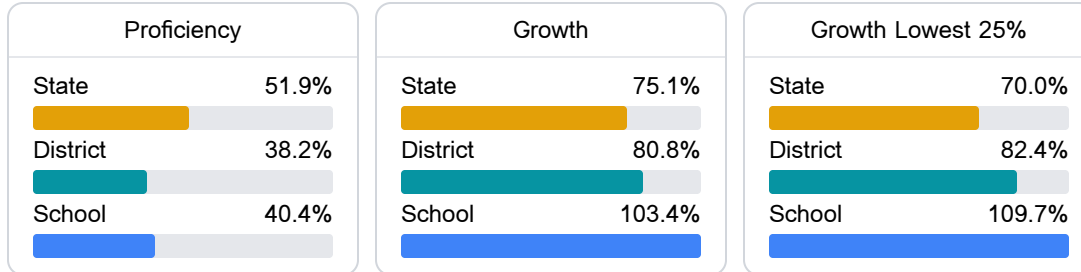
MARVIN DAVIS
mdavis2@hazlehurst.k12.ms.us

School Accountability Grade Components

Mississippi's accountability system assigns "A" through "F" letter grades for schools and districts. Grades are based on student achievement, student growth, student participation in testing, and other academic measures.

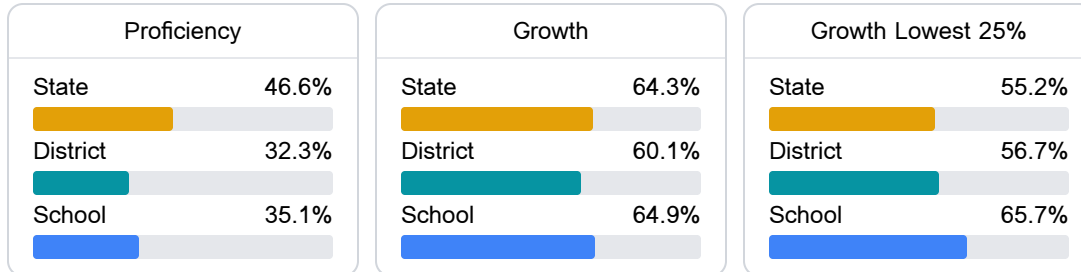
Math

Measurements of student performance on the statewide math assessment.



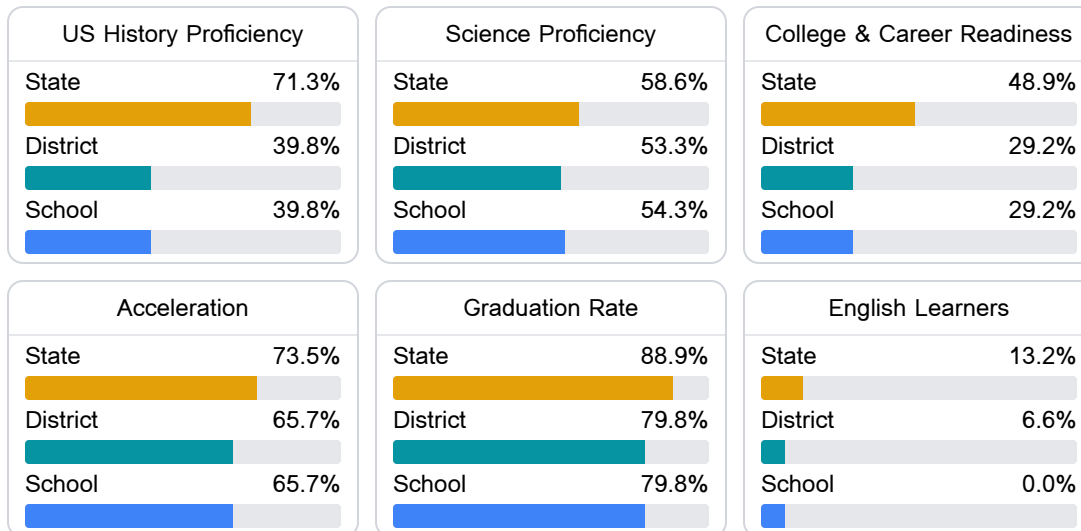
English

Measurements of student performance on the statewide English language arts (ELA) assessment.



Other Measures

Other measurements of student performance that factor into the accountability grade.



Teacher Data

29.8

Teachers



67.3%

Experienced Teachers

6.7%

Provisional Teachers

94.9%

In-Field Teachers

Detailed Assessment and Other Data

Student Performance

The following information shows each level of student performance on statewide assessments.

Math

Level 1		Level 2		Level 3		Level 4		Level 5	
State	0-10%	State	11-20%	State	21-30%	State	31-40%	State	11-20%
District	7.8%	District	25.7%	District	29.4%	District	28.6%	District	8.6%
School	0-10%	School	21-30%	School	31-40%	School	31-40%	School	0-10%
Minimal		Basic		Passing		Proficient		Advanced	

English

Level 1		Level 2		Level 3		Level 4		Level 5	
State	8.3%	State	17.0%	State	29.7%	State	29.3%	State	15.7%
District	18.1%	District	21.3%	District	30.8%	District	22.8%	District	6.9%
School	20.4%	School	30.3%	School	22.5%	School	20.4%	School	6.3%
Minimal		Basic		Passing		Proficient		Advanced	

Science

Level 1		Level 2		Level 3		Level 4		Level 5	
State	11.4%	State	11.9%	State	20.8%	State	33.6%	State	22.3%
District	14.9%	District	13.8%	District	21.1%	District	34.3%	District	15.9%
School	33.8%	School	10.3%	School	11.8%	School	30.9%	School	13.2%
Minimal		Basic		Passing		Proficient		Advanced	

Student Assessment Participation



Discipline



Other Data



45.4 %

Chronic Absenteeism



\$12,760.67

Per-Pupil Expenditure



51.1 %

Post-Secondary Enrollment



62.0%

Advanced Course Participation