

Hazlehurst Middle School

Hazlehurst City School District

112 MARVIN MINOR DRIVE
Hazlehurst, MS 39083

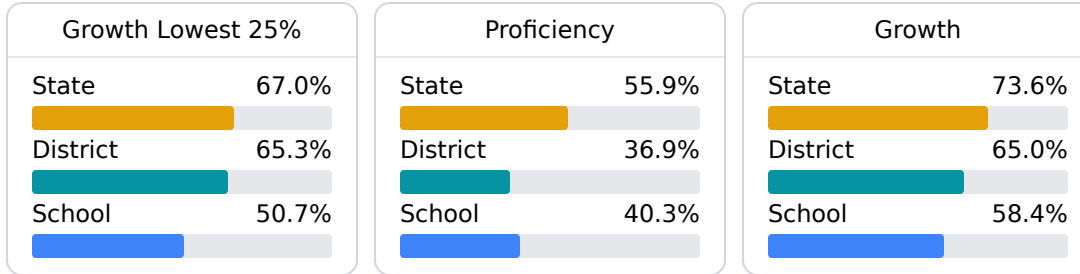
Morgan Davis
mdavis@hazlehurst.k12.ms.us

School Accountability Grade Components

Mississippi's accountability system assigns "A" through "F" letter grades for schools and districts. Grades are based on student achievement, student growth, student participation in testing, and other academic measures.

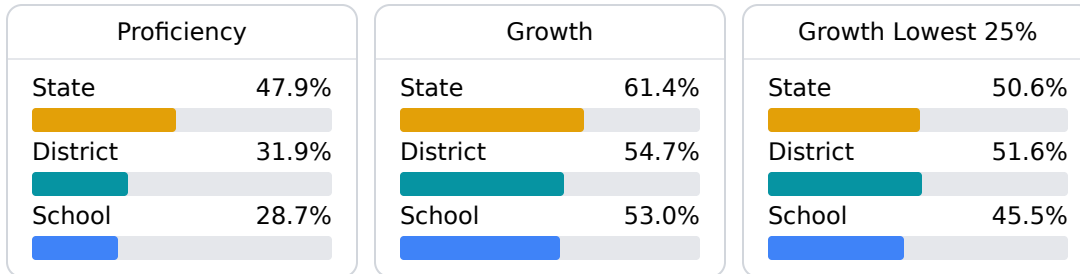
Math

Measurements of student performance on the statewide math assessment.



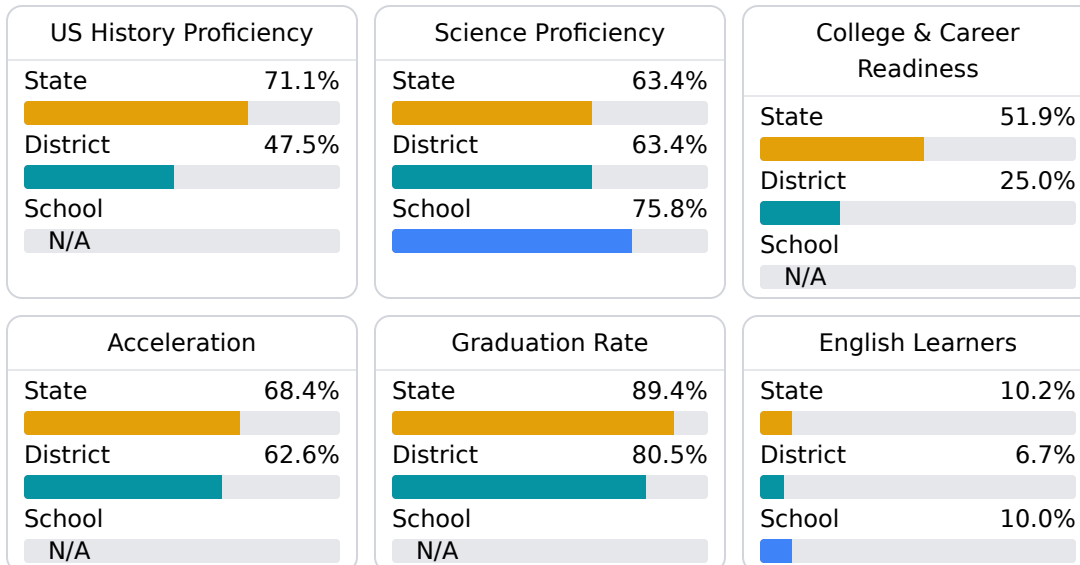
English

Measurements of student performance on the statewide English language arts (ELA) assessment.



Other Measures

Other measurements of student performance that factor into the accountability grade.



Teacher Data

18.2

Teachers



72.5%

Experienced Teachers

5.5%

Provisional Teachers

57.6%

In-Field Teachers

Detailed Assessment and Other Data

Student Performance

The following information shows each level of student performance on statewide assessments.

Math

Level 1	Level 2	Level 3	Level 4	Level 5
State 0-10%	State 11-20%	State 21-30%	State 31-40%	State 11-20%
District 5.2%	District 22.5%	District 35.7%	District 30.7%	District 6.1%
School 0-10%	School 11-20%	School 31-40%	School 31-40%	School 0-10%
Minimal	Basic	Passing	Proficient	Advanced

English

Level 1	Level 2	Level 3	Level 4	Level 5
State 9.1%	State 17.9%	State 27.3%	State 28.8%	State 16.9%
District 18.9%	District 25.0%	District 27.6%	District 21.0%	District 7.5%
School 14.6%	School 24.7%	School 33.3%	School 18.7%	School 8.6%
Minimal	Basic	Passing	Proficient	Advanced

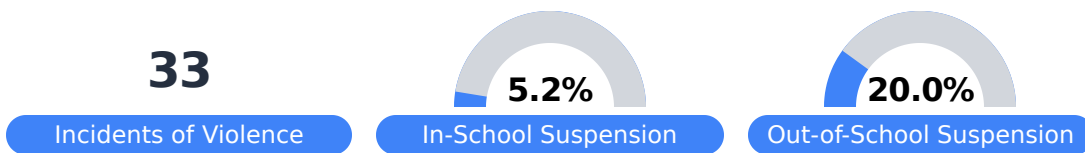
Science

Level 1	Level 2	Level 3	Level 4	Level 5
State 11.2%	State 11.0%	State 19.5%	State 34.8%	State 23.5%
District 18.7%	District 10.1%	District 14.4%	District 36.3%	District 20.5%
School 7.4%	School 10.3%	School 17.7%	School 38.2%	School 26.5%
Minimal	Basic	Passing	Proficient	Advanced

Student Assessment Participation



Discipline



Other Data



31.4%

Chronic Absenteeism