



Wesson Attendance Center

Copiah County School District



1048 Grove Street
Wesson, MS 39191



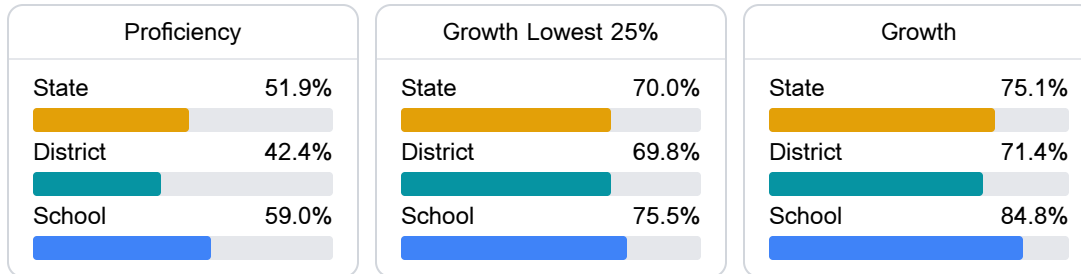
Tommy Clopton
tommy.clopton@copiah.ms

School Accountability Grade Components

Mississippi's accountability system assigns "A" through "F" letter grades for schools and districts. Grades are based on student achievement, student growth, student participation in testing, and other academic measures.

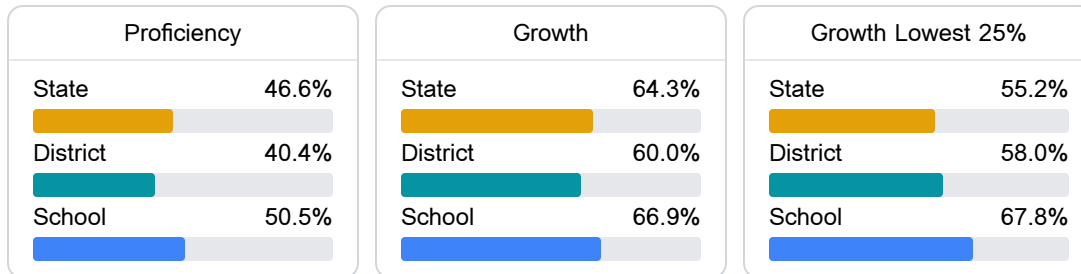
Math

Measurements of student performance on the statewide math assessment.



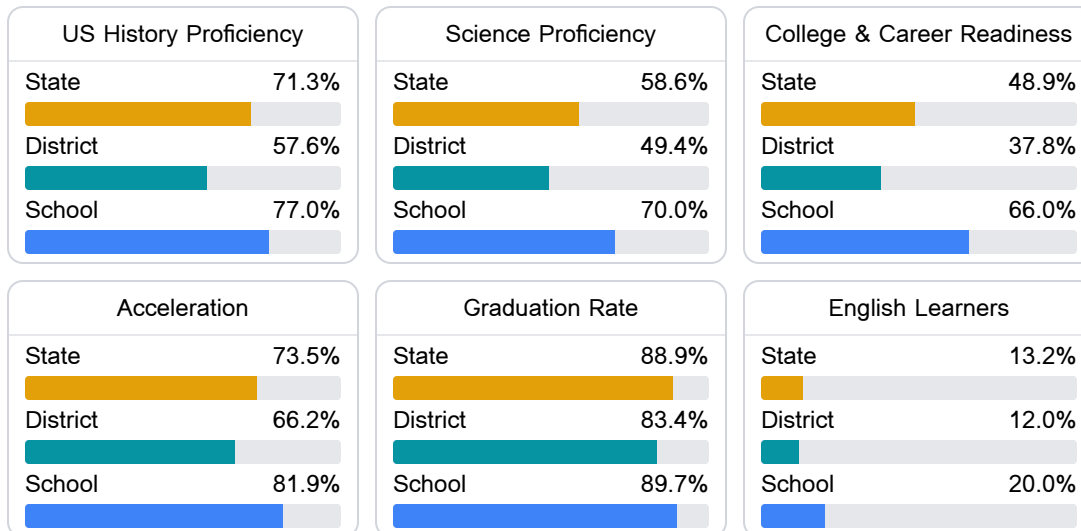
English

Measurements of student performance on the statewide English language arts (ELA) assessment.



Other Measures

Other measurements of student performance that factor into the accountability grade.



Teacher Data

57.9

Teachers



85.2%

Experienced Teachers

4.6%

Provisional Teachers

99.8%

In-Field Teachers

Detailed Assessment and Other Data

Student Performance

The following information shows each level of student performance on statewide assessments.

Math

Level 1		Level 2		Level 3		Level 4		Level 5	
State	0-10%	State	11-20%	State	21-30%	State	31-40%	State	11-20%
District	5.8%	District	19.7%	District	34.0%	District	28.4%	District	12.1%
School	0-10%	School	11-20%	School	21-30%	School	31-40%	School	21-30%
Minimal		Basic		Passing		Proficient		Advanced	

English

Level 1		Level 2		Level 3		Level 4		Level 5	
State	8.3%	State	17.0%	State	29.7%	State	29.3%	State	15.7%
District	8.8%	District	22.3%	District	30.9%	District	26.6%	District	11.4%
School	0-10%	School	11-20%	School	31-40%	School	31-40%	School	11-20%
Minimal		Basic		Passing		Proficient		Advanced	

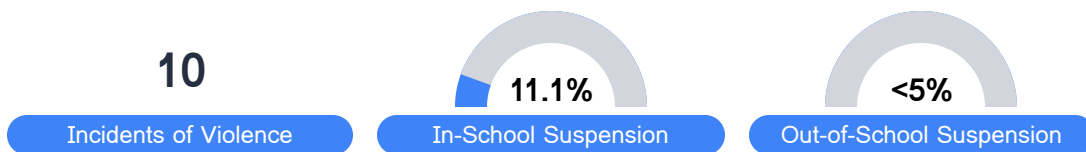
Science

Level 1		Level 2		Level 3		Level 4		Level 5	
State	11.4%	State	11.9%	State	20.8%	State	33.6%	State	22.3%
District	14.6%	District	16.6%	District	23.1%	District	31.1%	District	14.7%
School	5.1%	School	7.6%	School	19.5%	School	39.8%	School	28.0%
Minimal		Basic		Passing		Proficient		Advanced	

Student Assessment Participation



Discipline



Other Data



17.3 %

Chronic Absenteeism



\$9,961.14

Per-Pupil Expenditure



82.1 %

Post-Secondary Enrollment



68.1%

Advanced Course Participation