

B Wesson Attendance Center Copiah County School District

1048 Grove Street
Wesson, MS 39191

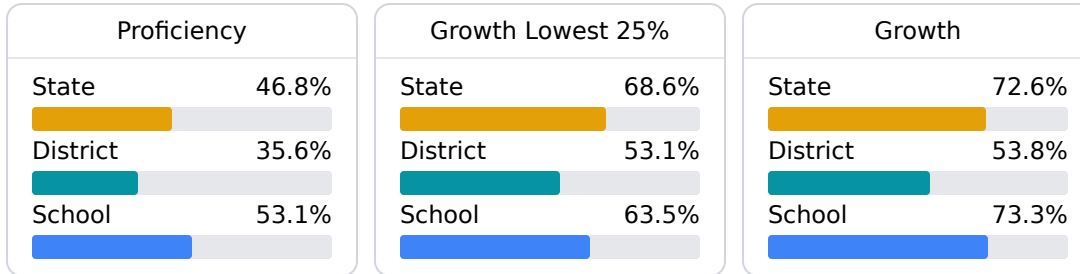
Tommy Clopton
tommy.clopton@copiah.ms

School Accountability Grade Components

Mississippi's accountability system assigns "A" through "F" letter grades for schools and districts. Grades are based on student achievement, student growth, student participation in testing, and other academic measures. COVID - 19 pandemic disruptions continue to be reflected in 2021 - 2022 accountability data, particularly growth data.

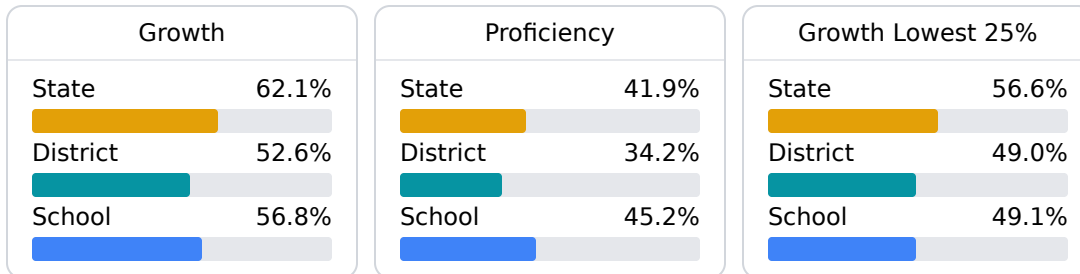
Math

Measurements of student performance on the statewide math assessment.



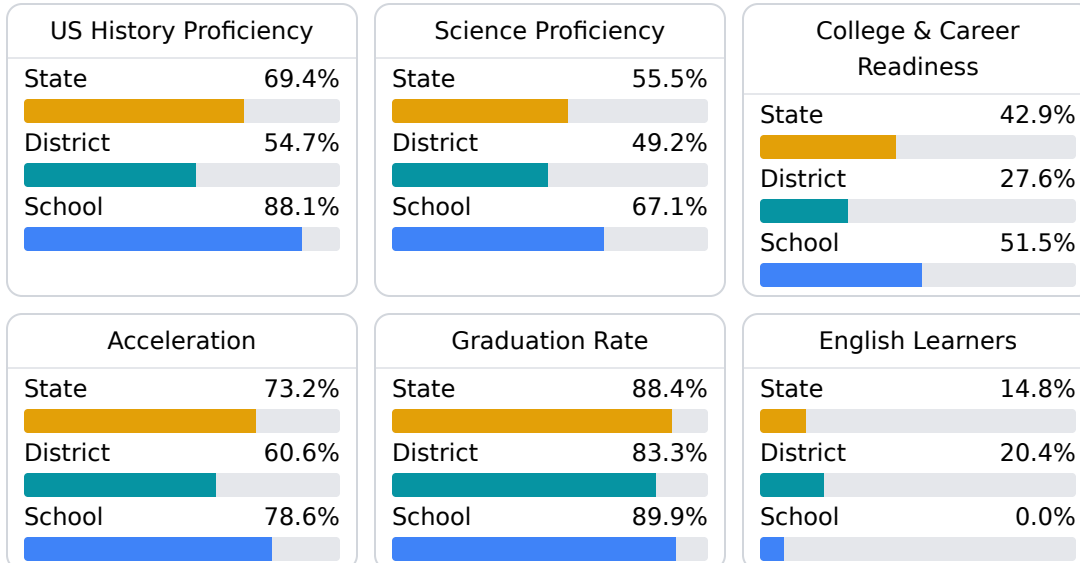
English

Measurements of student performance on the statewide English language arts (ELA) assessment.



Other Measures

Other measurements of student performance that factor into the accountability grade.



Teacher Data

58.6

Teachers



89.5%

Experienced Teachers

1.5%

Provisional Teachers

96.8%

In-Field Teachers

Detailed Assessment and Other Data

Student Performance

The following information shows each level of student performance on statewide assessments.

Math

Level 1	Level 2	Level 3	Level 4	Level 5
State 7.0%	State 19.3%	State 27.3%	State 31.5%	State 15.0%
District 10.1%	District 25.3%	District 29.9%	District 26.9%	District 7.8%
School 0-10%	School 11-20%	School 21-30%	School 31-40%	School 11-20%
Minimal	Basic	Passing	Proficient	Advanced

English

Level 1	Level 2	Level 3	Level 4	Level 5
State 8.6%	State 18.9%	State 31.3%	State 29.1%	State 12.1%
District 11.2%	District 22.9%	District 32.7%	District 25.9%	District 7.2%
School 6.5%	School 18.5%	School 30.5%	School 32.8%	School 11.8%
Minimal	Basic	Passing	Proficient	Advanced

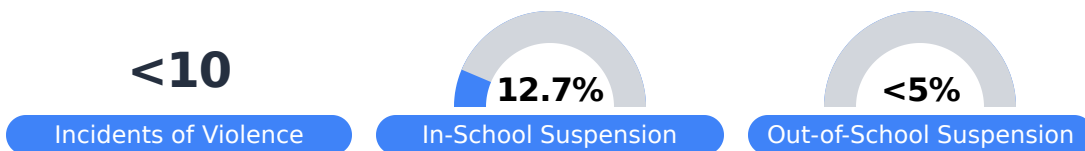
Science

Level 1	Level 2	Level 3	Level 4	Level 5
State 11.0%	State 12.4%	State 22.5%	State 34.7%	State 19.4%
District 14.6%	District 14.9%	District 23.4%	District 33.5%	District 13.7%
School 7.7%	School 5.9%	School 19.9%	School 42.1%	School 24.4%
Minimal	Basic	Passing	Proficient	Advanced

Student Assessment Participation



Discipline



Other Data



11.1%

Chronic Absenteeism



\$9,140.93

Per-Pupil Expenditure



90.3%

Post-Secondary Enrollment



63.1%

Advanced Course Participation