

B Wesson Attendance Center Copiah County School District

1048 Grove Street
Wesson, MS 39191

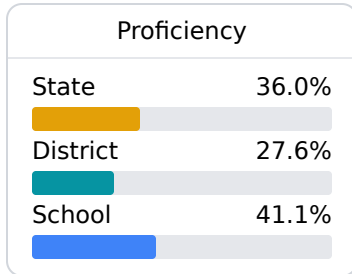
Tommy Clopton
tommy.clopton@copiah.ms

School Accountability Grade Components

Mississippi's accountability system assigns "A" through "F" letter grades for schools and districts. Grades are based on student achievement, student growth, student participation in testing, and other academic measures. COVID - 19 pandemic disruptions continue to be reflected in 2021 - 2022 accountability data, particularly growth data.

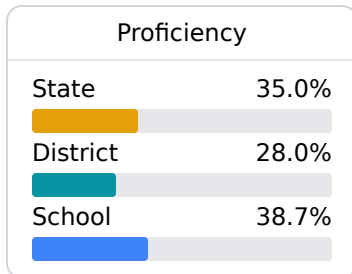
Math

Measurements of student performance on the statewide math assessment.



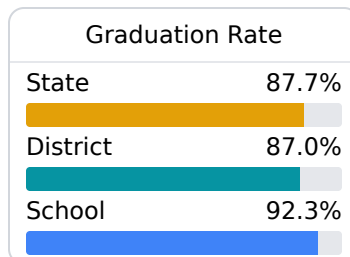
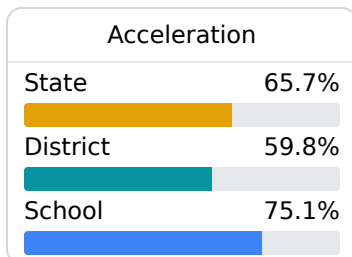
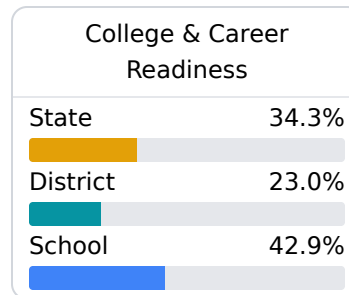
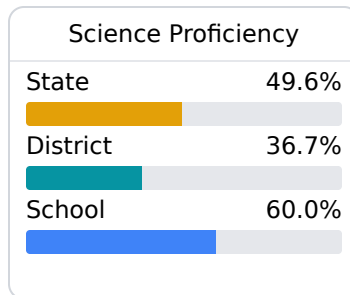
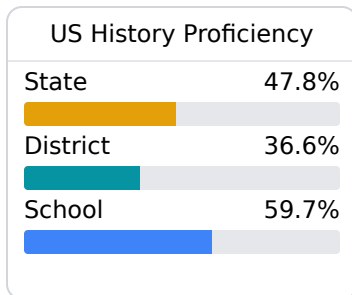
English

Measurements of student performance on the statewide English language arts (ELA) assessment.



Other Measures

Other measurements of student performance that factor into the accountability grade.



Teacher Data

57.3

Teachers



94.8%

Experienced Teachers

0.0%

Provisional Teachers

99.1%

In-Field Teachers

Detailed Assessment and Other Data

Student Performance

The following information shows each level of student performance on statewide assessments.

Math

Level 1		Level 2		Level 3		Level 4		Level 5	
State	11.6%	State	24.2%	State	29.5%	State	24.8%	State	9.9%
District	11-20%	District	21-30%	District	31-40%	District	21-30%	District	0-10%
School	6.2%	School	19.5%	School	35.6%	School	30.7%	School	8.1%
Minimal		Basic		Passing		Proficient		Advanced	

English

Level 1		Level 2		Level 3		Level 4		Level 5	
State	10.8%	State	23.1%	State	31.8%	State	24.6%	State	9.7%
District	12.4%	District	25.5%	District	34.1%	District	21.4%	District	6.6%
School	7.3%	School	17.8%	School	35.8%	School	27.1%	School	11.9%
Minimal		Basic		Passing		Proficient		Advanced	

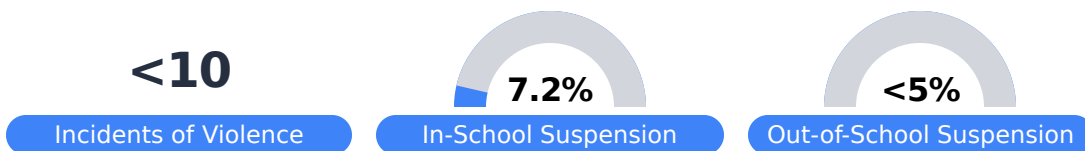
Science

Level 1		Level 2		Level 3		Level 4		Level 5	
State	13.8%	State	14.5%	State	23.4%	State	32.7%	State	15.7%
District	17.5%	District	19.0%	District	25.1%	District	29.1%	District	9.3%
School	9.2%	School	12.1%	School	21.8%	School	39.8%	School	17.2%
Minimal		Basic		Passing		Proficient		Advanced	

Student Assessment Participation



Discipline



* Source: 2017-2018 Civil Rights Data Collection

Other Data



7.6%

Chronic Absenteeism



\$9,303.88

Per-Pupil Expenditure



77.6%

Post-Secondary Enrollment



55.3%

Advanced Course Participation