



Crystal Springs High School

Copiah County School District



201 Newton Street
Crystal Springs, MS 39059



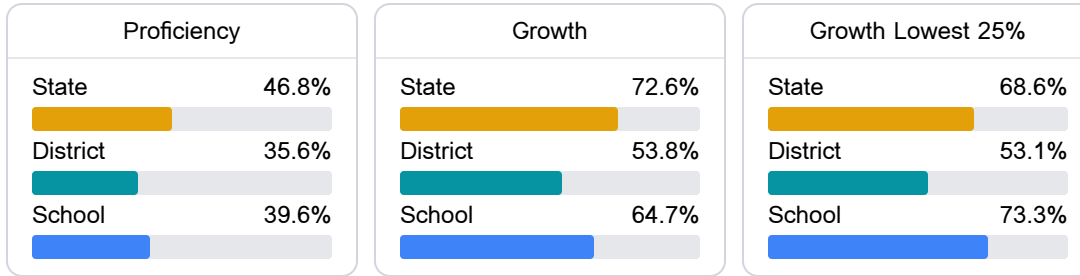
BONNIE FLORENCE
bonnie.gatlin@copiah.ms

School Accountability Grade Components

Mississippi's accountability system assigns "A" through "F" letter grades for schools and districts. Grades are based on student achievement, student growth, student participation in testing, and other academic measures. COVID - 19 pandemic disruptions continue to be reflected in 2021 - 2022 accountability data, particularly growth data.

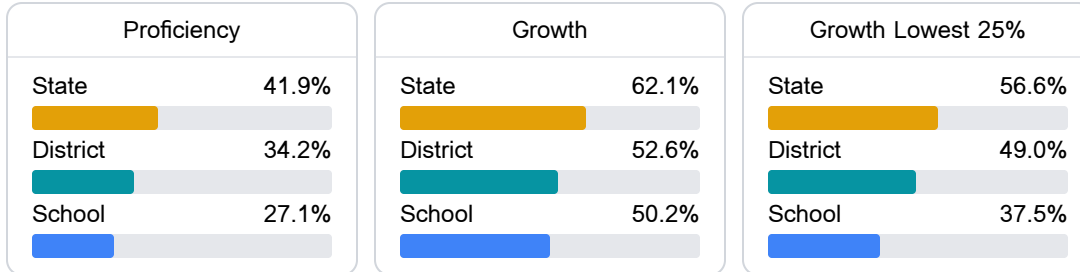
Math

Measurements of student performance on the statewide math assessment.



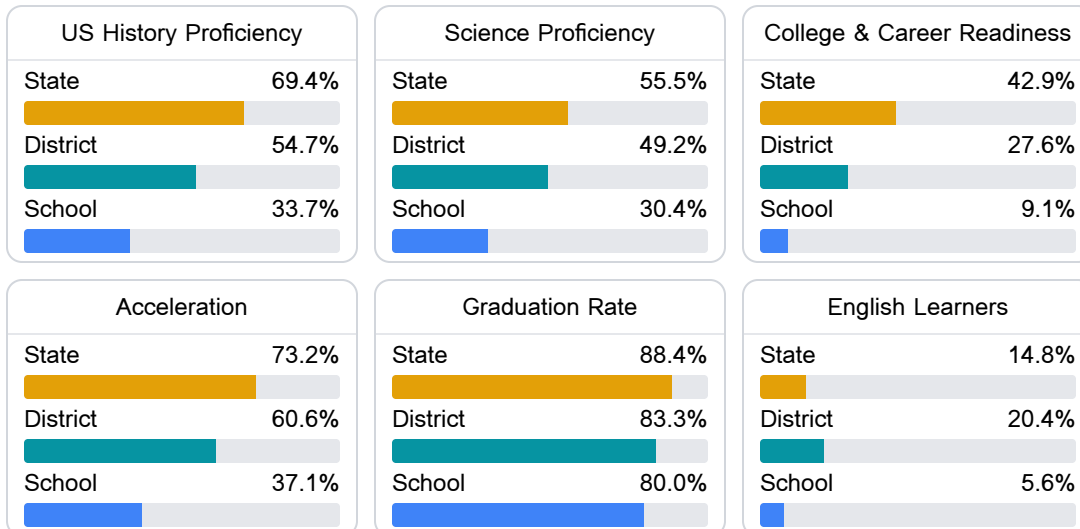
English

Measurements of student performance on the statewide English language arts (ELA) assessment.



Other Measures

Other measurements of student performance that factor into the accountability grade.



Teacher Data

27.8

Teachers



71.6%

Experienced Teachers

15.5%

Provisional Teachers

99.4%

In-Field Teachers

Detailed Assessment and Other Data

Student Performance

The following information shows each level of student performance on statewide assessments.

Math

Level 1		Level 2		Level 3		Level 4		Level 5	
State	7.0%	State	19.3%	State	27.3%	State	31.5%	State	15.0%
District	10.1%	District	25.3%	District	29.9%	District	26.9%	District	7.8%
School	0-10%	School	11-20%	School	41-50%	School	31-40%	School	0-10%
Minimal		Basic		Passing		Proficient		Advanced	

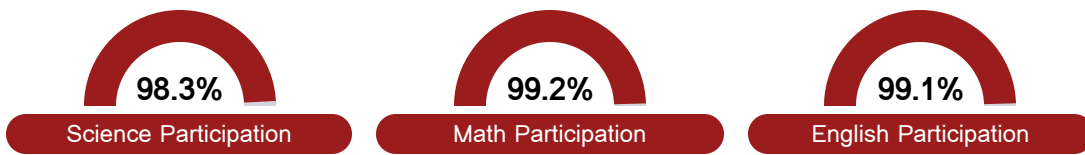
English

Level 1		Level 2		Level 3		Level 4		Level 5	
State	8.6%	State	18.9%	State	31.3%	State	29.1%	State	12.1%
District	11.2%	District	22.9%	District	32.7%	District	25.9%	District	7.2%
School	11-20%	School	21-30%	School	31-40%	School	21-30%	School	0-10%
Minimal		Basic		Passing		Proficient		Advanced	

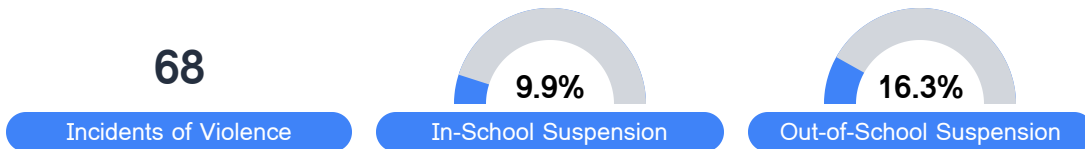
Science

Level 1		Level 2		Level 3		Level 4		Level 5	
State	11.0%	State	12.4%	State	22.5%	State	34.7%	State	19.4%
District	14.6%	District	14.9%	District	23.4%	District	33.5%	District	13.7%
School	29.1%	School	21.4%	School	22.2%	School	27.4%	School	N/A
Minimal		Basic		Passing		Proficient		Advanced	

Student Assessment Participation



Discipline



Other Data



32.6%

Chronic Absenteeism



\$10,385.18

Per-Pupil Expenditure



45.5%

Post-Secondary Enrollment



16.7%

Advanced Course Participation