

B Crystal Springs Elementary Copiah County School District

213 Newton Street
Crystal Springs, MS 39059

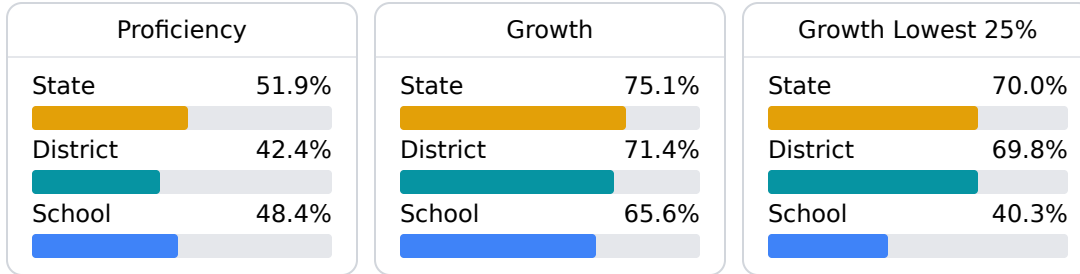
Jennifer Jordan
jennifer.jordan@copiah.ms

School Accountability Grade Components

Mississippi's accountability system assigns "A" through "F" letter grades for schools and districts. Grades are based on student achievement, student growth, student participation in testing, and other academic measures.

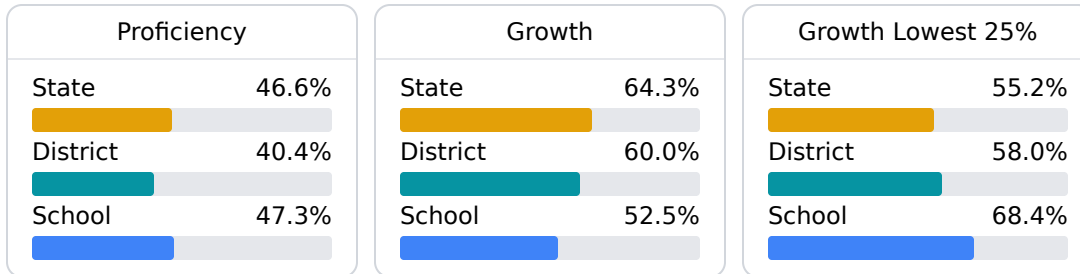
Math

Measurements of student performance on the statewide math assessment.



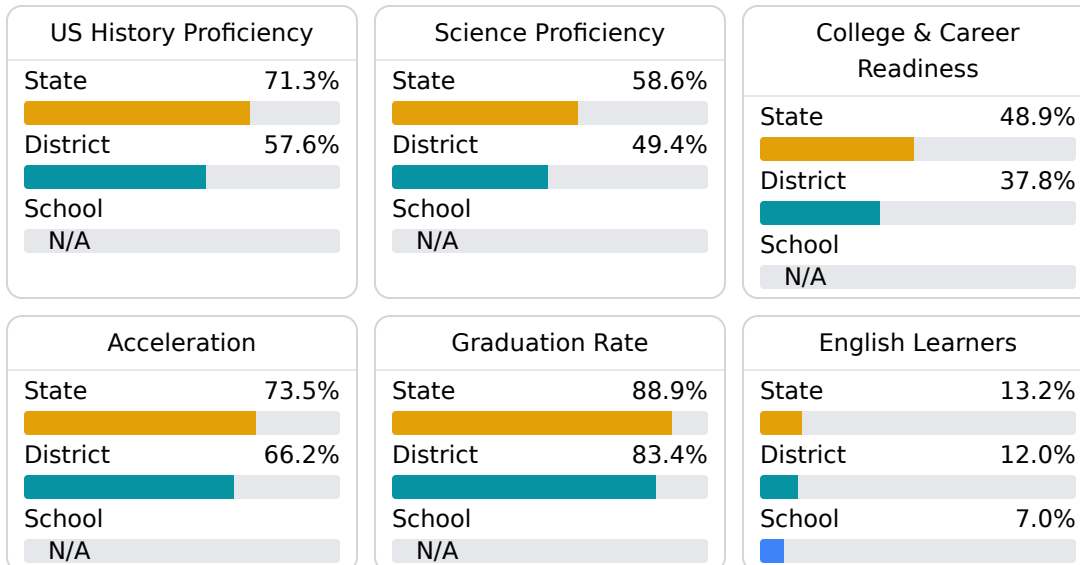
English

Measurements of student performance on the statewide English language arts (ELA) assessment.



Other Measures

Other measurements of student performance that factor into the accountability grade.



Teacher Data

25.3

Teachers



68.4%

Experienced Teachers

7.9%

Provisional Teachers

100.0%

In-Field Teachers

Detailed Assessment and Other Data

Student Performance

The following information shows each level of student performance on statewide assessments.

Math

Level 1	Level 2	Level 3	Level 4	Level 5
State 0-10%	State 11-20%	State 21-30%	State 31-40%	State 11-20%
District 5.8%	District 19.7%	District 34.0%	District 28.4%	District 12.1%
School 0-10%	School 0-10%	School 41-50%	School 31-40%	School 11-20%
Minimal	Basic	Passing	Proficient	Advanced

English

Level 1	Level 2	Level 3	Level 4	Level 5
State 8.3%	State 17.0%	State 29.7%	State 29.3%	State 15.7%
District 8.8%	District 22.3%	District 30.9%	District 26.6%	District 11.4%
School 7.1%	School 23.5%	School 25.5%	School 36.7%	School 7.1%
Minimal	Basic	Passing	Proficient	Advanced

Science

Level 1	Level 2	Level 3	Level 4	Level 5
State 11.4%	State 11.9%	State 20.8%	State 33.6%	State 22.3%
District 14.6%	District 16.6%	District 23.1%	District 31.1%	District 14.7%
School N/A	School N/A	School N/A	School N/A	School N/A
Minimal	Basic	Passing	Proficient	Advanced

Student Assessment Participation



Discipline



Other Data



21.8%

Chronic Absenteeism



\$10,077.90

Per-Pupil Expenditure