



## Crystal Springs Middle School

Copiah County School District



2092 South Pat Harrison  
Crystal Springs, MS 39059



TEFFANY MADISON  
teffany.madison@copiah.ms

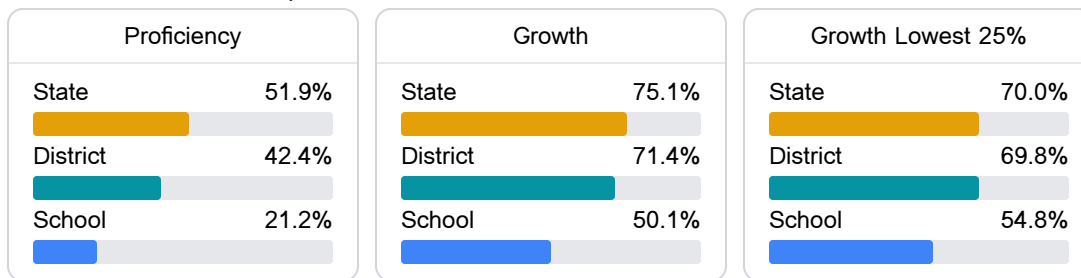
Identified for **Comprehensive Support and Improvement**

### School Accountability Grade Components

Mississippi's accountability system assigns "A" through "F" letter grades for schools and districts. Grades are based on student achievement, student growth, student participation in testing, and other academic measures.

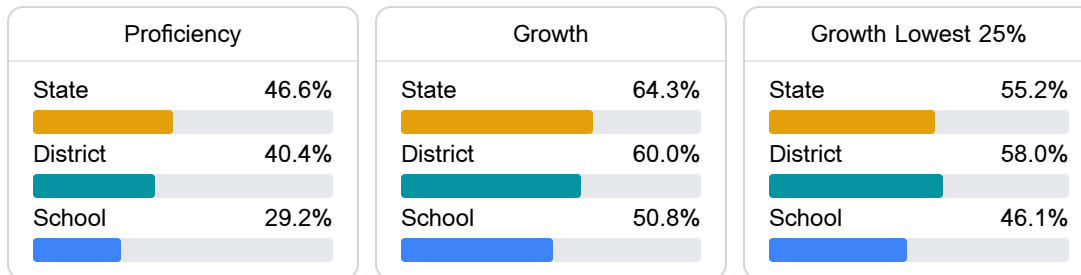
#### Math

Measurements of student performance on the statewide math assessment.



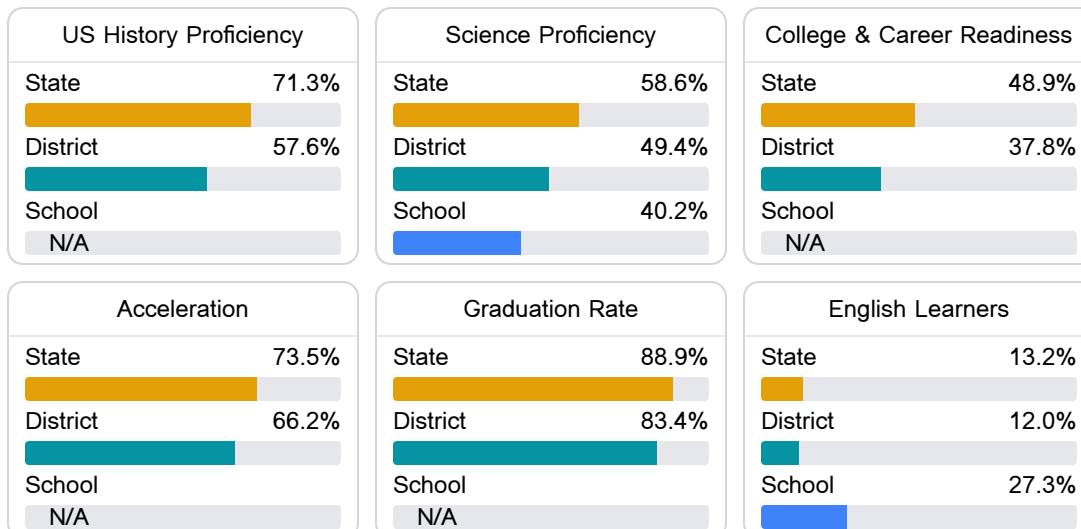
#### English

Measurements of student performance on the statewide English language arts (ELA) assessment.



#### Other Measures

Other measurements of student performance that factor into the accountability grade.



### Teacher Data

34.6

Teachers



69.9%

Experienced Teachers

2.9%

Provisional Teachers

98.1%

In-Field Teachers

## Detailed Assessment and Other Data

## Student Performance

The following information shows each level of student performance on statewide assessments.

## Math

Level 1		Level 2		Level 3		Level 4		Level 5	
State	0-10%	State	11-20%	State	21-30%	State	31-40%	State	11-20%
District	5.8%	District	19.7%	District	34.0%	District	28.4%	District	12.1%
School	11-20%	School	31-40%	School	31-40%	School	11-20%	School	0-10%
Minimal		Basic		Passing		Proficient		Advanced	

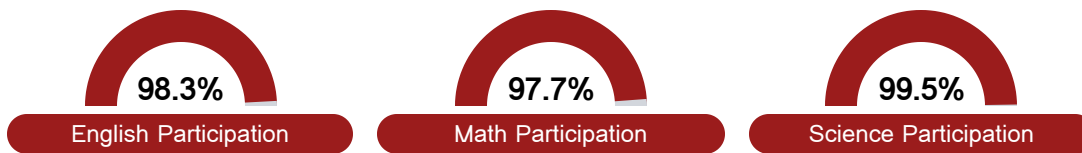
## English

Level 1		Level 2		Level 3		Level 4		Level 5	
State	8.3%	State	17.0%	State	29.7%	State	29.3%	State	15.7%
District	8.8%	District	22.3%	District	30.9%	District	26.6%	District	11.4%
School	12.8%	School	24.9%	School	34.0%	School	21.4%	School	6.9%
Minimal		Basic		Passing		Proficient		Advanced	

## Science

Level 1		Level 2		Level 3		Level 4		Level 5	
State	11.4%	State	11.9%	State	20.8%	State	33.6%	State	22.3%
District	14.6%	District	16.6%	District	23.1%	District	31.1%	District	14.7%
School	16.3%	School	22.8%	School	22.3%	School	30.2%	School	8.4%
Minimal		Basic		Passing		Proficient		Advanced	

## Student Assessment Participation



## Discipline



## Other Data



30.0 %

Chronic Absenteeism



\$11,014.24

Per-Pupil Expenditure