

Geo H Oliver Visual/Perf. Arts

Clarksdale Municipal School District



871 RITCHIE AVENUE
Clarksdale, MS 38614



Regina Chess
rfchess@cmsd.k12.ms.us

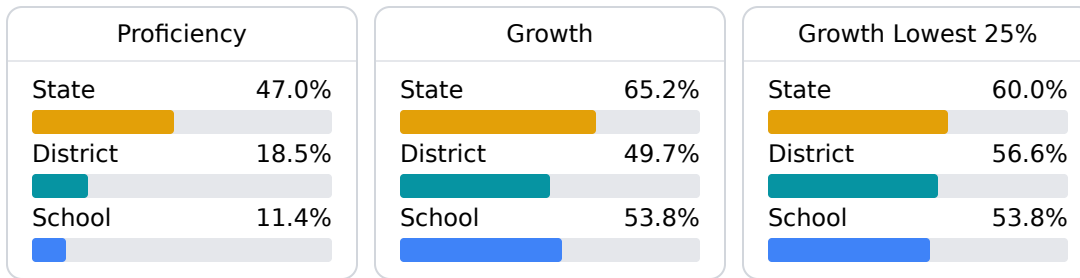
Identified for **Comprehensive Support and Improvement**

School Accountability Grade Components

Mississippi's accountability system assigns "A" through "F" letter grades for schools and districts. Grades are based on student achievement, student growth, student participation in testing, and other academic measures.

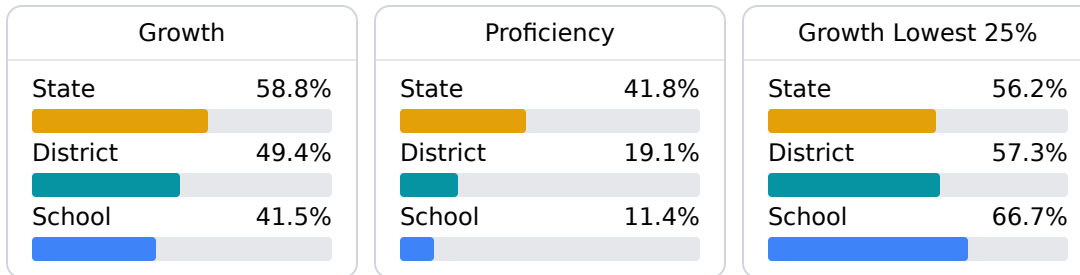
Math

Measurements of student performance on the statewide math assessment.



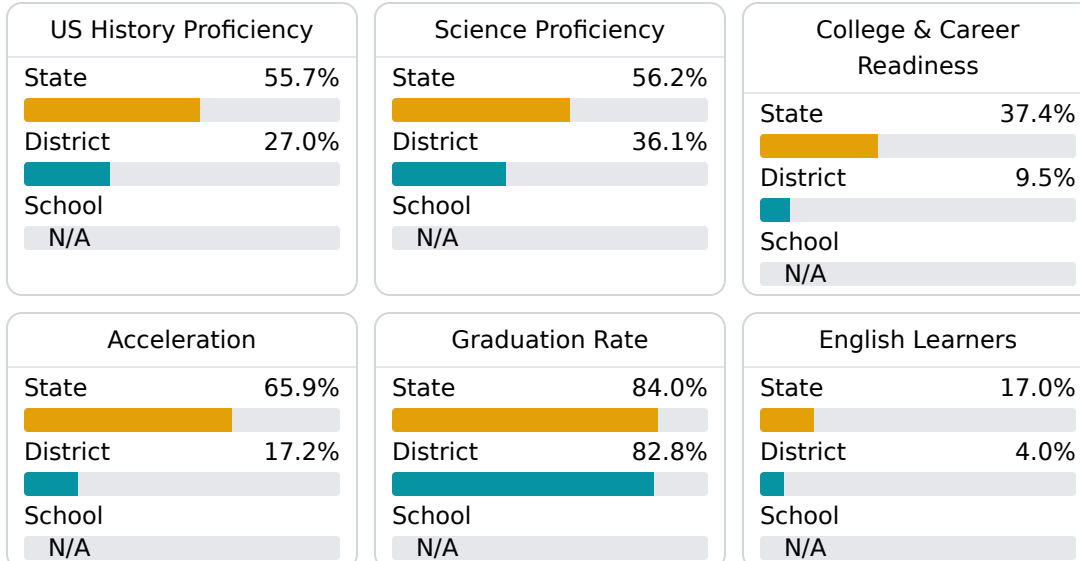
English

Measurements of student performance on the statewide English language arts (ELA) assessment.



Other Measures

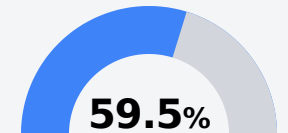
Other measurements of student performance that factor into the accountability grade.



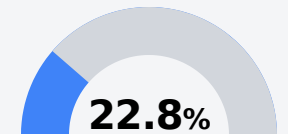
Teacher Data

16.9

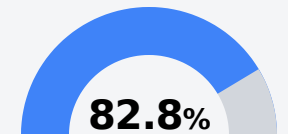
Teachers



Experienced Teachers



Provisional Teachers



In-Field Teachers

Detailed Assessment and Other Data

Student Performance

The following information shows each level of student performance on statewide assessments.

Math

Level 1	Level 2	Level 3	Level 4	Level 5
State 5.6%	State 17.7%	State 31.2%	State 31.3%	State 14.1%
District 11-20%	District 31-40%	District 31-40%	District 11-20%	District 0-10%
School 31-40%	School 41-50%	School 11-20%	School 0-10%	School 0-10%
Minimal	Basic	Passing	Proficient	Advanced

English

Level 1	Level 2	Level 3	Level 4	Level 5
State 6.8%	State 19.6%	State 33.5%	State 28.9%	State 11.2%
District 11-20%	District 31-40%	District 31-40%	District 11-20%	District 0-10%
School 21-30%	School 41-50%	School 21-30%	School 0-10%	School 0-10%
Minimal	Basic	Passing	Proficient	Advanced

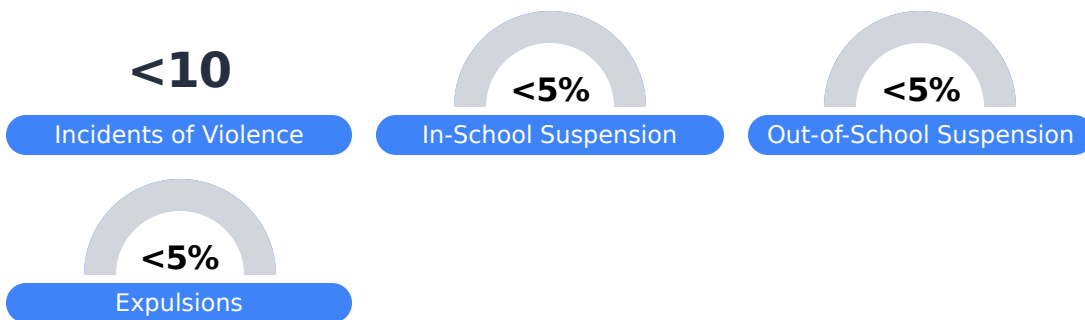
Science

Level 1	Level 2	Level 3	Level 4	Level 5
State 10.3%	State 13.6%	State 23.4%	State 36.0%	State 16.7%
District 21-30%	District 21-30%	District 21-30%	District 11-20%	District 0-10%
School N/A	School N/A	School N/A	School N/A	School N/A
Minimal	Basic	Passing	Proficient	Advanced

Student Assessment Participation



Discipline



* Source: 2017-2018 Civil Rights Data Collection

Other Data



7.5%

Chronic Absenteeism



\$9,802.88

Per-Pupil Expenditure