



Oakhurst Intermediate Academy

Clarksdale Municipal School District



120 West Second Street
Clarksdale, MS 38614



Cornishee Bruce Sims
cjbruce@cmsd.k12.ms.us

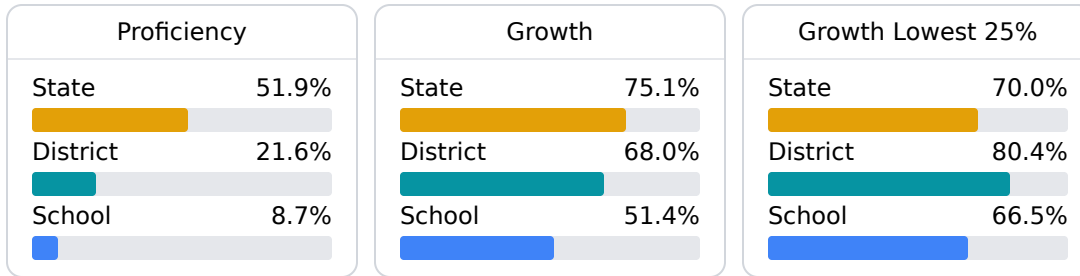
Identified for **Comprehensive Support and Improvement**

School Accountability Grade Components

Mississippi's accountability system assigns "A" through "F" letter grades for schools and districts. Grades are based on student achievement, student growth, student participation in testing, and other academic measures.

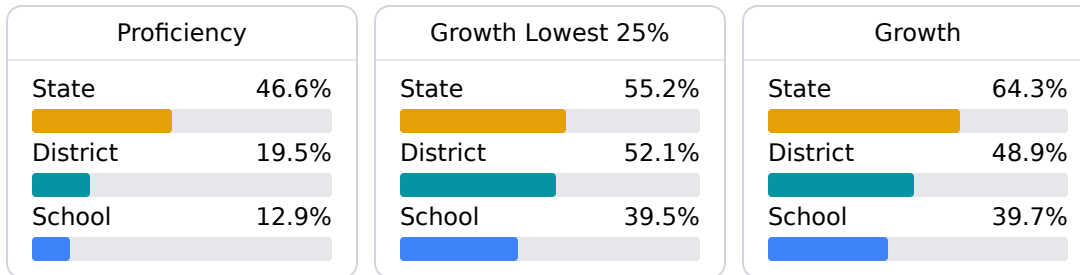
Math

Measurements of student performance on the statewide math assessment.



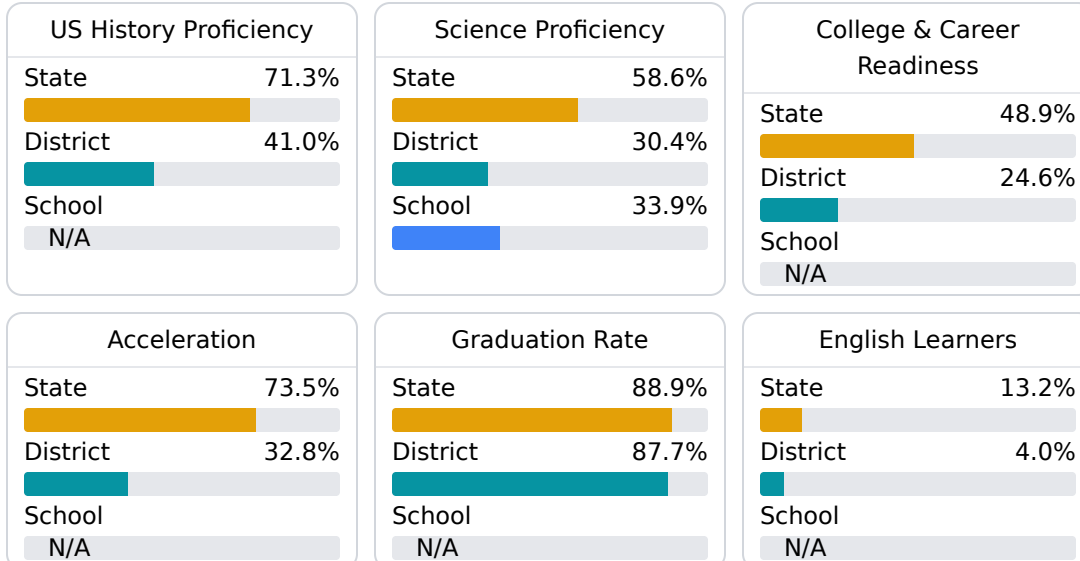
English

Measurements of student performance on the statewide English language arts (ELA) assessment.



Other Measures

Other measurements of student performance that factor into the accountability grade.



Teacher Data

19.6

Teachers



72.9%

Experienced Teachers

19.5%

Provisional Teachers

84.3%

In-Field Teachers

Detailed Assessment and Other Data

Student Performance

The following information shows each level of student performance on statewide assessments.

Math

Level 1	Level 2	Level 3	Level 4	Level 5
State 0-10%	State 11-20%	State 21-30%	State 31-40%	State 11-20%
District 11-20%	District 31-40%	District 31-40%	District 11-20%	District 0-10%
School 16.2%	School 46.5%	School 30.3%	School 7.1%	School N/A
Minimal	Basic	Passing	Proficient	Advanced

English

Level 1	Level 2	Level 3	Level 4	Level 5
State 8.3%	State 17.0%	State 29.7%	State 29.3%	State 15.7%
District 21-30%	District 21-30%	District 21-30%	District 11-20%	District 0-10%
School 21-30%	School 31-40%	School 31-40%	School 0-10%	School 0-10%
Minimal	Basic	Passing	Proficient	Advanced

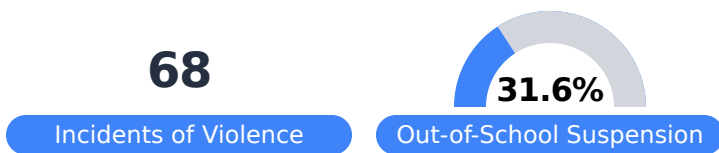
Science

Level 1	Level 2	Level 3	Level 4	Level 5
State 11.4%	State 11.9%	State 20.8%	State 33.6%	State 22.3%
District 26.0%	District 18.0%	District 24.2%	District 25.1%	District 6.8%
School 23.7%	School 18.4%	School 25.4%	School 26.3%	School 6.1%
Minimal	Basic	Passing	Proficient	Advanced

Student Assessment Participation



Discipline



Other Data



35.2%

Chronic Absenteeism



\$11,722.08

Per-Pupil Expenditure