



W.A. Higgins Middle School Academy

Clarksdale Municipal School District



1749 CHESTNUT STREET
Clarksdale, MS 38614



Shawanda Shaw
sshaw@cmsd.k12.ms.us

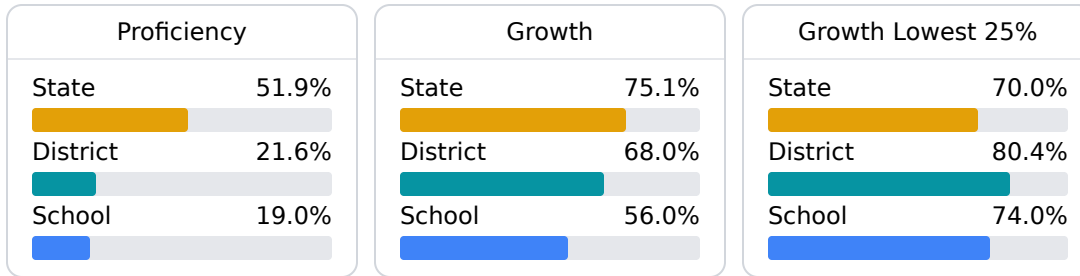
Identified for **Comprehensive Support and Improvement**

School Accountability Grade Components

Mississippi's accountability system assigns "A" through "F" letter grades for schools and districts. Grades are based on student achievement, student growth, student participation in testing, and other academic measures.

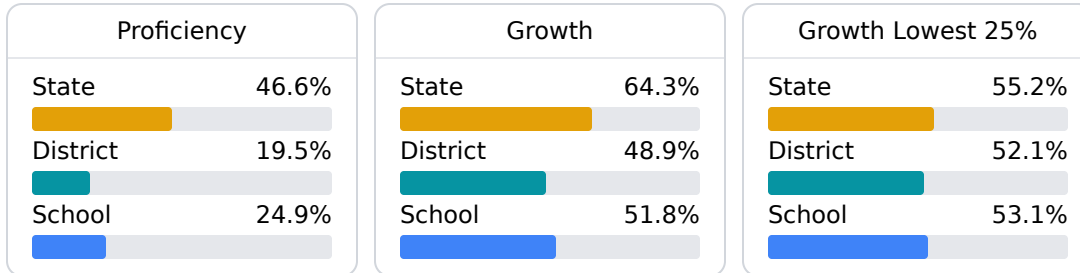
Math

Measurements of student performance on the statewide math assessment.



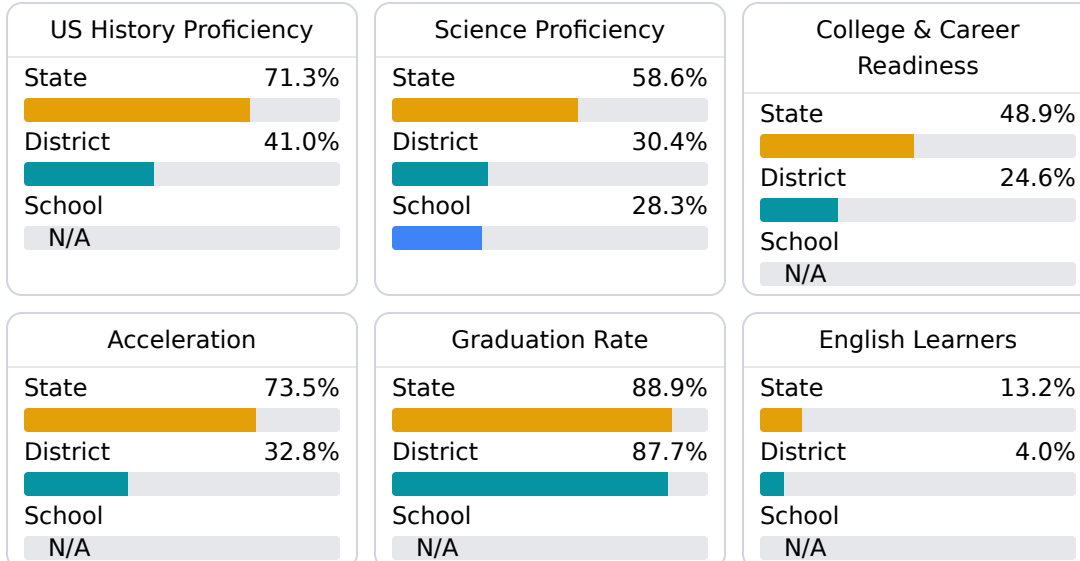
English

Measurements of student performance on the statewide English language arts (ELA) assessment.



Other Measures

Other measurements of student performance that factor into the accountability grade.



Teacher Data

22.8

Teachers



48.3%

Experienced Teachers

25.3%

Provisional Teachers

76.5%

In-Field Teachers

Detailed Assessment and Other Data

Student Performance

The following information shows each level of student performance on statewide assessments.

Math

Level 1	Level 2	Level 3	Level 4	Level 5
State 0-10%	State 11-20%	State 21-30%	State 31-40%	State 11-20%
District 11-20%	District 31-40%	District 31-40%	District 11-20%	District 0-10%
School 0-10%	School 41-50%	School 31-40%	School 11-20%	School 0-10%
Minimal	Basic	Passing	Proficient	Advanced

English

Level 1	Level 2	Level 3	Level 4	Level 5
State 8.3%	State 17.0%	State 29.7%	State 29.3%	State 15.7%
District 21-30%	District 21-30%	District 21-30%	District 11-20%	District 0-10%
School 14.7%	School 26.5%	School 36.2%	School 17.2%	School 5.4%
Minimal	Basic	Passing	Proficient	Advanced

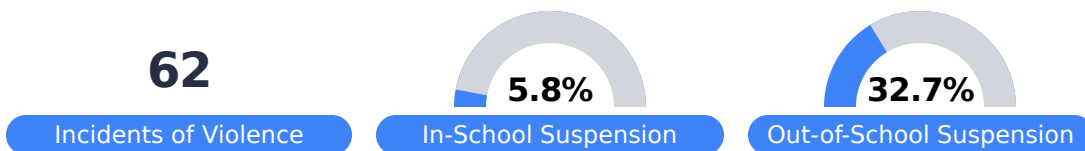
Science

Level 1	Level 2	Level 3	Level 4	Level 5
State 11.4%	State 11.9%	State 20.8%	State 33.6%	State 22.3%
District 26.0%	District 18.0%	District 24.2%	District 25.1%	District 6.8%
School 21-30%	School 11-20%	School 21-30%	School 21-30%	School 0-10%
Minimal	Basic	Passing	Proficient	Advanced

Student Assessment Participation



Discipline



Other Data



39.9%

Chronic Absenteeism



\$14,086.00

Per-Pupil Expenditure