

Clarksdale High School

Clarksdale Municipal School District



1101 Wildcat Drive
Clarksdale, MS 38614



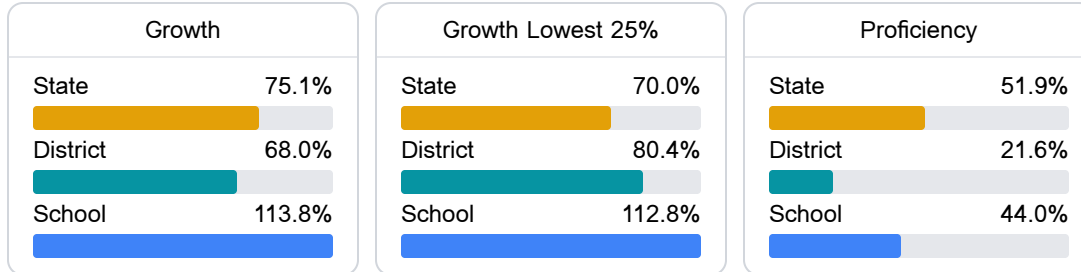
David Kelly
dkelly@cmsd.k12.ms.us

School Accountability Grade Components

Mississippi's accountability system assigns "A" through "F" letter grades for schools and districts. Grades are based on student achievement, student growth, student participation in testing, and other academic measures.

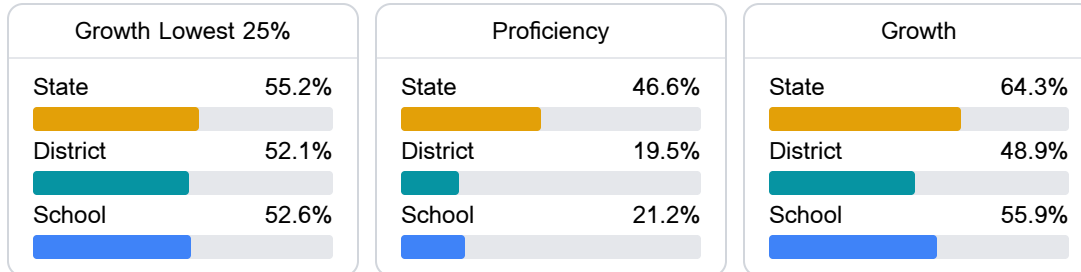
Math

Measurements of student performance on the statewide math assessment.



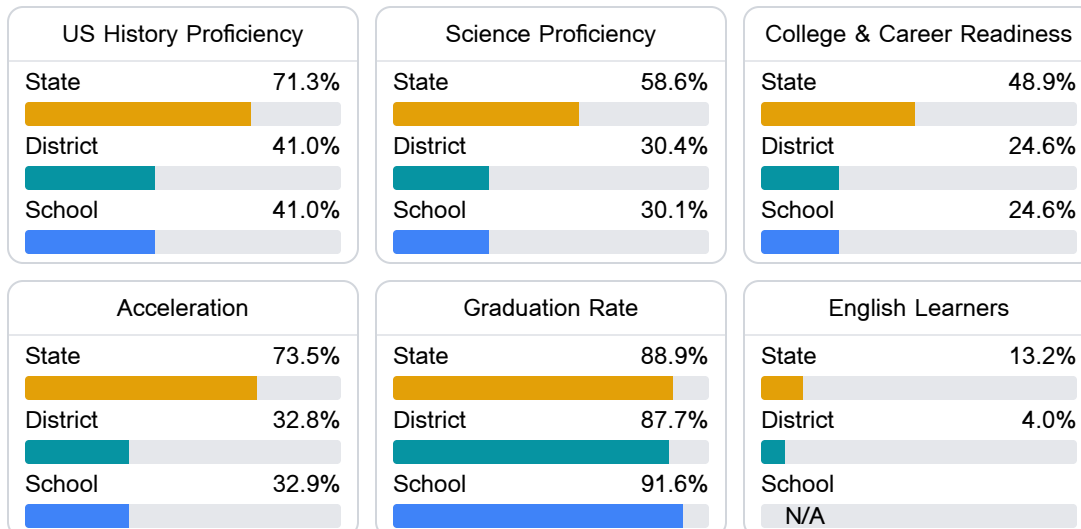
English

Measurements of student performance on the statewide English language arts (ELA) assessment.



Other Measures

Other measurements of student performance that factor into the accountability grade.



Teacher Data

33.3

Teachers



71.9%

Experienced Teachers

27.4%

Provisional Teachers

80.2%

In-Field Teachers

Detailed Assessment and Other Data

Student Performance

The following information shows each level of student performance on statewide assessments.

Math

Level 1		Level 2		Level 3		Level 4		Level 5	
State	0-10%	State	11-20%	State	21-30%	State	31-40%	State	11-20%
District	11-20%	District	31-40%	District	31-40%	District	11-20%	District	0-10%
School	0-10%	School	11-20%	School	51-60%	School	21-30%	School	N/A
Minimal		Basic		Passing		Proficient		Advanced	

English

Level 1		Level 2		Level 3		Level 4		Level 5	
State	8.3%	State	17.0%	State	29.7%	State	29.3%	State	15.7%
District	21-30%	District	21-30%	District	21-30%	District	11-20%	District	0-10%
School	28.0%	School	30.2%	School	24.9%	School	11.6%	School	5.3%
Minimal		Basic		Passing		Proficient		Advanced	

Science

Level 1		Level 2		Level 3		Level 4		Level 5	
State	11.4%	State	11.9%	State	20.8%	State	33.6%	State	22.3%
District	26.0%	District	18.0%	District	24.2%	District	25.1%	District	6.8%
School	41-50%	School	21-30%	School	21-30%	School	0-10%	School	N/A
Minimal		Basic		Passing		Proficient		Advanced	

Student Assessment Participation



Discipline



Other Data



50.2 %

Chronic Absenteeism



\$15,747.77

Per-Pupil Expenditure



67.9 %

Post-Secondary Enrollment



51.3%

Advanced Course Participation