



## Jonestown Elementary School

Coahoma County School District



330 Matagorda Road P O BOX 26  
Jonestown, MS 38639



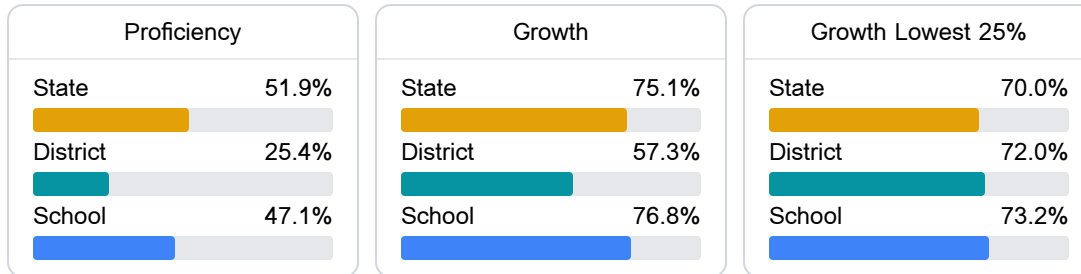
MAGGIE GAMBLE  
MWhite@coahoma.k12.ms.us

### School Accountability Grade Components

Mississippi's accountability system assigns "A" through "F" letter grades for schools and districts. Grades are based on student achievement, student growth, student participation in testing, and other academic measures.

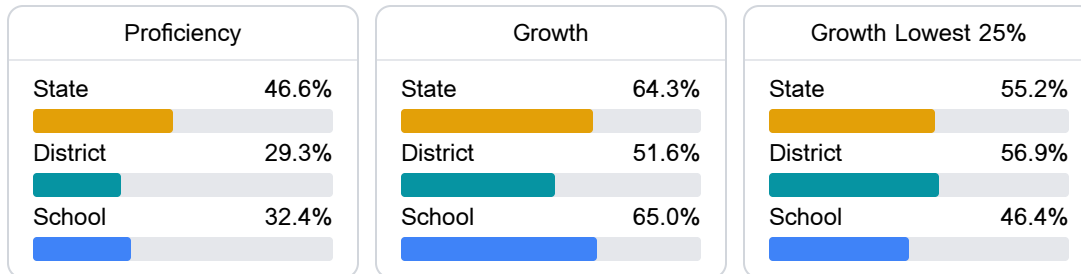
#### Math

Measurements of student performance on the statewide math assessment.



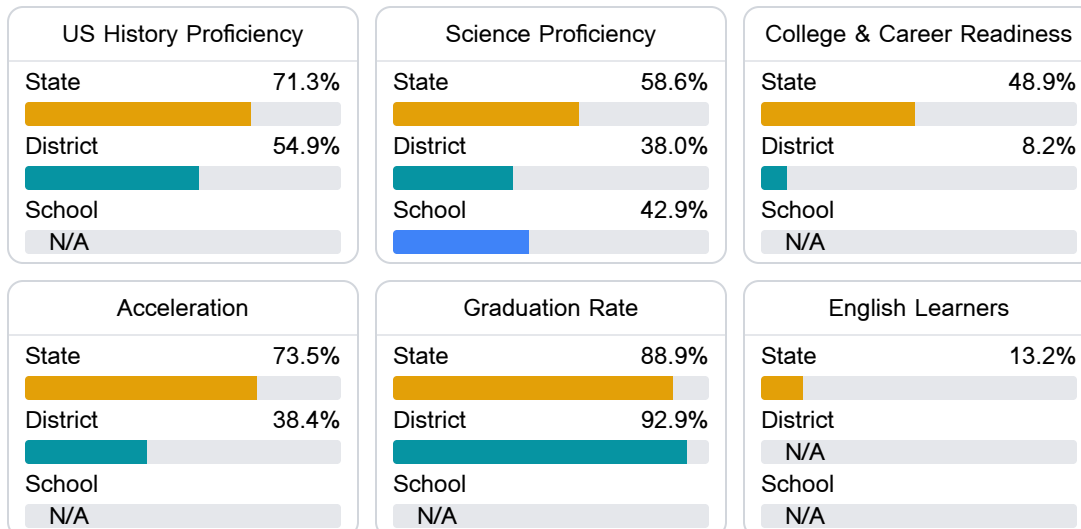
#### English

Measurements of student performance on the statewide English language arts (ELA) assessment.



#### Other Measures

Other measurements of student performance that factor into the accountability grade.



### Teacher Data

11.8

Teachers



68.9%

Experienced Teachers

22.7%

Provisional Teachers

100.0%

In-Field Teachers

## Detailed Assessment and Other Data

### Student Performance

The following information shows each level of student performance on statewide assessments.

#### Math

Level 1		Level 2		Level 3		Level 4		Level 5	
State	0-10%	State	11-20%	State	21-30%	State	31-40%	State	11-20%
District	0-10%	District	21-30%	District	41-50%	District	21-30%	District	0-10%
School	10.0%	School	14.3%	School	30.0%	School	35.7%	School	10.0%
Minimal		Basic		Passing		Proficient		Advanced	

#### English

Level 1		Level 2		Level 3		Level 4		Level 5	
State	8.3%	State	17.0%	State	29.7%	State	29.3%	State	15.7%
District	13.5%	District	27.1%	District	32.0%	District	21.2%	District	6.2%
School	15.5%	School	25.4%	School	28.2%	School	25.4%	School	5.6%
Minimal		Basic		Passing		Proficient		Advanced	

#### Science

Level 1		Level 2		Level 3		Level 4		Level 5	
State	11.4%	State	11.9%	State	20.8%	State	33.6%	State	22.3%
District	13.4%	District	16.6%	District	29.3%	District	31.9%	District	8.8%
School	9.1%	School	22.7%	School	27.3%	School	22.7%	School	18.2%
Minimal		Basic		Passing		Proficient		Advanced	

### Student Assessment Participation



### Discipline

### Other Data



14.5 %

Chronic Absenteeism



\$19,035.06

Per-Pupil Expenditure