



Jonestown Elementary School

Coahoma County School District



330 Matagorda Road P O BOX 26
Jonestown, MS 38639



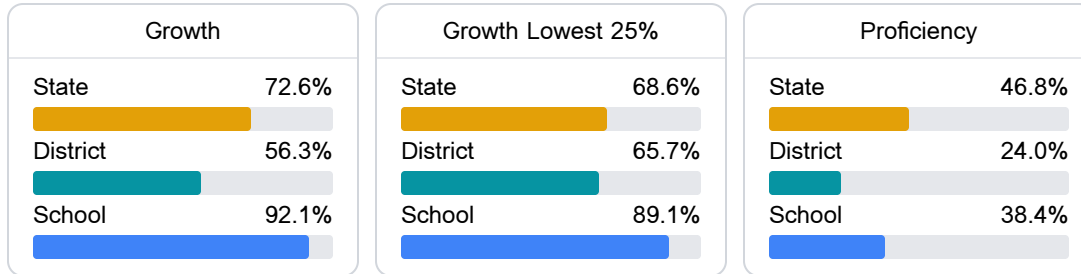
Nikevia Watson
nwatson@coahoma.k12.ms.us

School Accountability Grade Components

Mississippi's accountability system assigns "A" through "F" letter grades for schools and districts. Grades are based on student achievement, student growth, student participation in testing, and other academic measures. COVID - 19 pandemic disruptions continue to be reflected in 2021 - 2022 accountability data, particularly growth data.

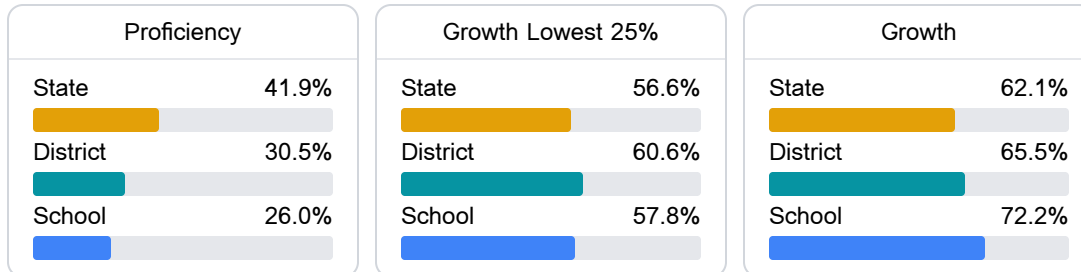
Math

Measurements of student performance on the statewide math assessment.



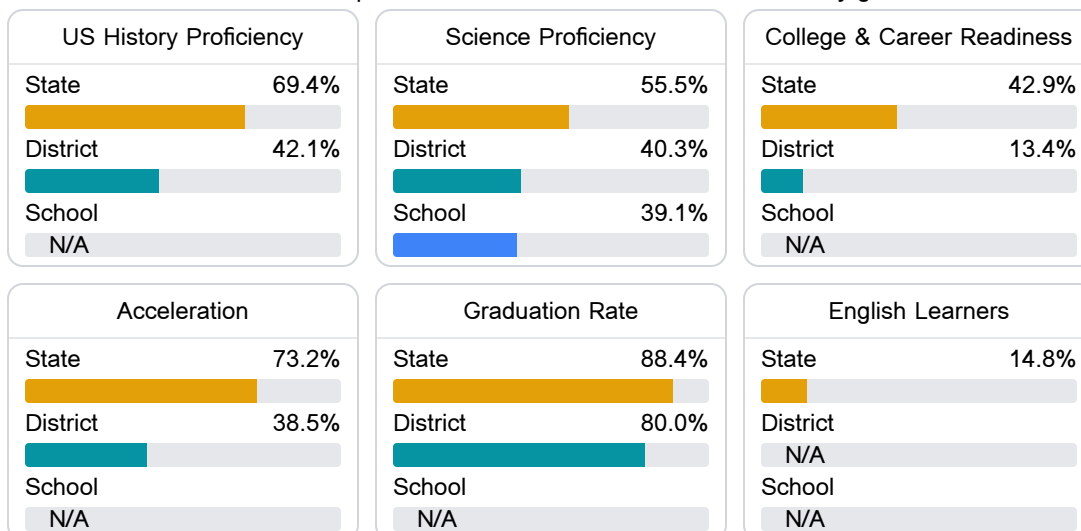
English

Measurements of student performance on the statewide English language arts (ELA) assessment.



Other Measures

Other measurements of student performance that factor into the accountability grade.



Teacher Data

10.8

Teachers



81.5%

Experienced Teachers

18.5%

Provisional Teachers

100.0%

In-Field Teachers

Detailed Assessment and Other Data

Student Performance

The following information shows each level of student performance on statewide assessments.

Math

Level 1		Level 2		Level 3		Level 4		Level 5	
State	7.0%	State	19.3%	State	27.3%	State	31.5%	State	15.0%
District	0-10%	District	21-30%	District	31-40%	District	11-20%	District	0-10%
School	8.0%	School	21.3%	School	33.3%	School	30.7%	School	6.7%
Minimal		Basic		Passing		Proficient		Advanced	

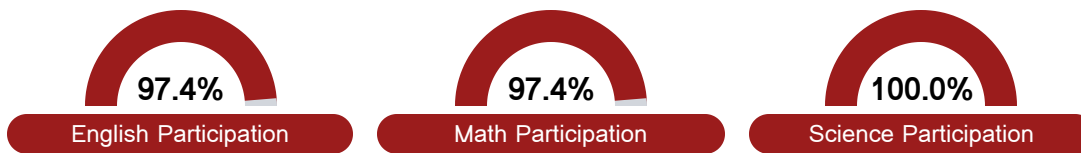
English

Level 1		Level 2		Level 3		Level 4		Level 5	
State	8.6%	State	18.9%	State	31.3%	State	29.1%	State	12.1%
District	11-20%	District	21-30%	District	31-40%	District	21-30%	District	0-10%
School	18.7%	School	29.3%	School	25.3%	School	26.7%	School	N/A
Minimal		Basic		Passing		Proficient		Advanced	

Science

Level 1		Level 2		Level 3		Level 4		Level 5	
State	11.0%	State	12.4%	State	22.5%	State	34.7%	State	19.4%
District	11-20%	District	11-20%	District	21-30%	District	31-40%	District	0-10%
School	13.0%	School	17.4%	School	30.4%	School	30.4%	School	8.7%
Minimal		Basic		Passing		Proficient		Advanced	

Student Assessment Participation



Discipline

Other Data



8.2 %

Chronic Absenteeism



\$16,461.22

Per-Pupil Expenditure