



West Point High School

West Point Consolidated School District



90 S. ESHMAN AVENUE
West Point, MS 39773



Temeka Shannon
temeka.shannon@westpoint.k12.ms.us

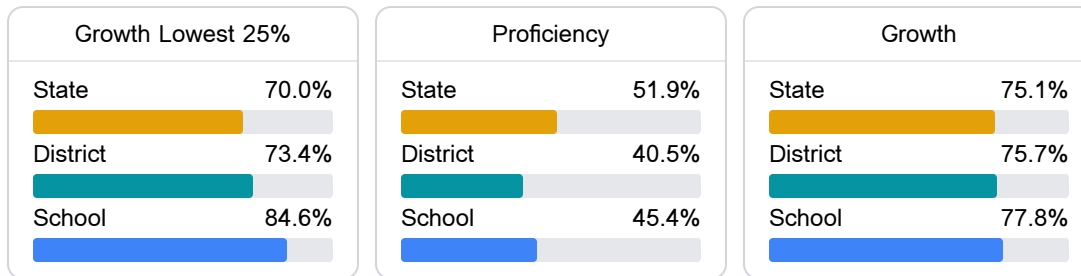
Identified for **Targeted Support and Improvement**

School Accountability Grade Components

Mississippi's accountability system assigns "A" through "F" letter grades for schools and districts. Grades are based on student achievement, student growth, student participation in testing, and other academic measures.

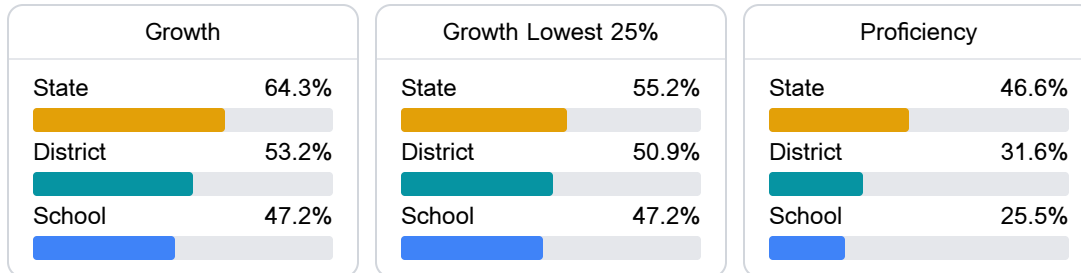
Math

Measurements of student performance on the statewide math assessment.



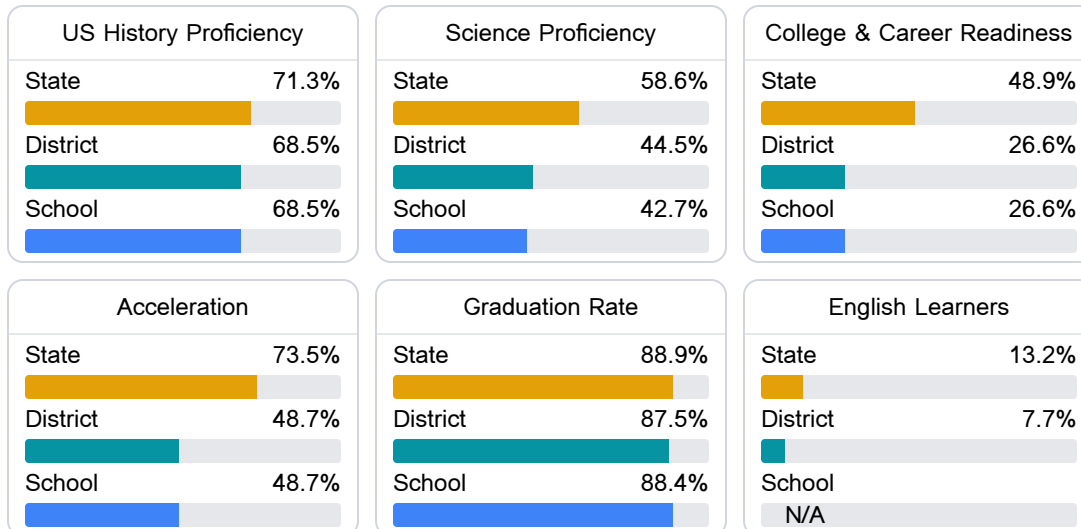
English

Measurements of student performance on the statewide English language arts (ELA) assessment.



Other Measures

Other measurements of student performance that factor into the accountability grade.



Teacher Data

72.5

Teachers



67.3%

Experienced Teachers

0.0%

Provisional Teachers

97.0%

In-Field Teachers

Detailed Assessment and Other Data

Student Performance

The following information shows each level of student performance on statewide assessments.

Math

Level 1		Level 2		Level 3		Level 4		Level 5	
State	0-10%	State	11-20%	State	21-30%	State	31-40%	State	11-20%
District	0-10%	District	11-20%	District	31-40%	District	21-30%	District	0-10%
School	0-10%	School	11-20%	School	41-50%	School	31-40%	School	0-10%
Minimal		Basic		Passing		Proficient		Advanced	

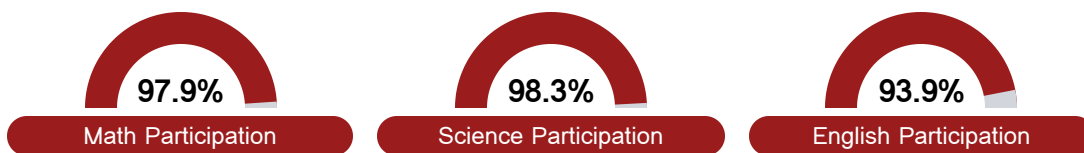
English

Level 1		Level 2		Level 3		Level 4		Level 5	
State	8.3%	State	17.0%	State	29.7%	State	29.3%	State	15.7%
District	11.4%	District	23.7%	District	34.7%	District	23.0%	District	7.1%
School	16.5%	School	28.0%	School	31.8%	School	15.7%	School	8.0%
Minimal		Basic		Passing		Proficient		Advanced	

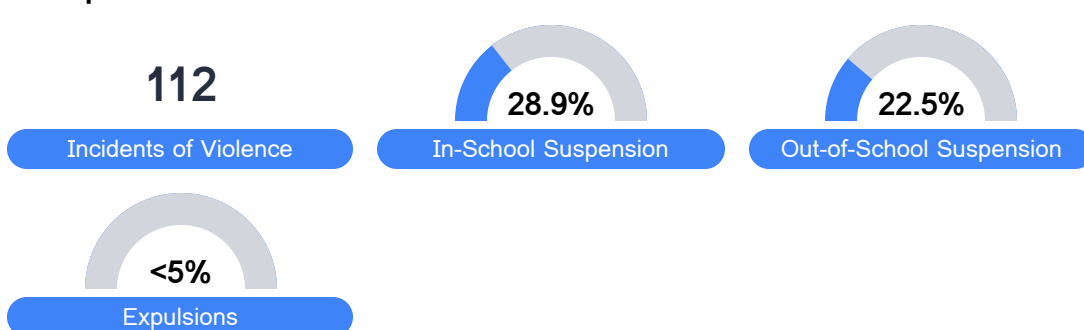
Science

Level 1		Level 2		Level 3		Level 4		Level 5	
State	11.4%	State	11.9%	State	20.8%	State	33.6%	State	22.3%
District	15.1%	District	16.8%	District	26.7%	District	31.2%	District	10.3%
School	17.5%	School	18.3%	School	25.1%	School	29.0%	School	10.1%
Minimal		Basic		Passing		Proficient		Advanced	

Student Assessment Participation



Discipline



Other Data



45.8 %

Chronic Absenteeism



\$13,329.50

Per-Pupil Expenditure



59.7 %

Post-Secondary Enrollment



34.8%

Advanced Course Participation