



Fifth Street School

West Point Consolidated School District



418 FIFTH STREET
West Point, MS 39773



Talisha Randle
talisha.randle@westpoint.k12.ms.us

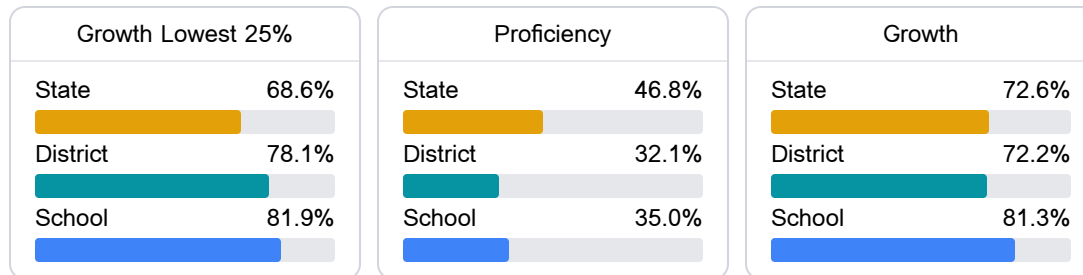
Identified for **Targeted Support and Improvement**

School Accountability Grade Components

Mississippi's accountability system assigns "A" through "F" letter grades for schools and districts. Grades are based on student achievement, student growth, student participation in testing, and other academic measures. COVID - 19 pandemic disruptions continue to be reflected in 2021 - 2022 accountability data, particularly growth data.

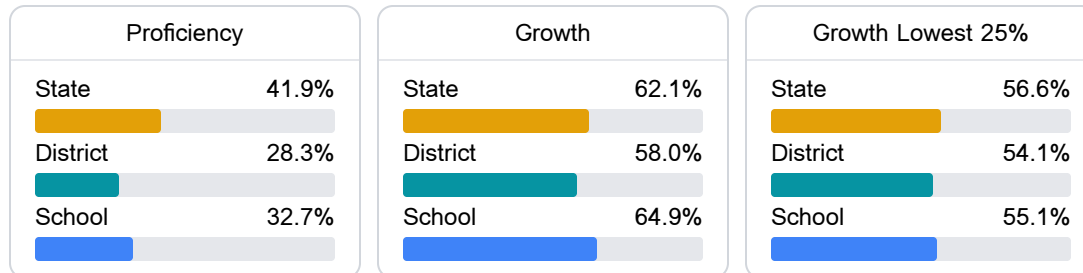
Math

Measurements of student performance on the statewide math assessment.



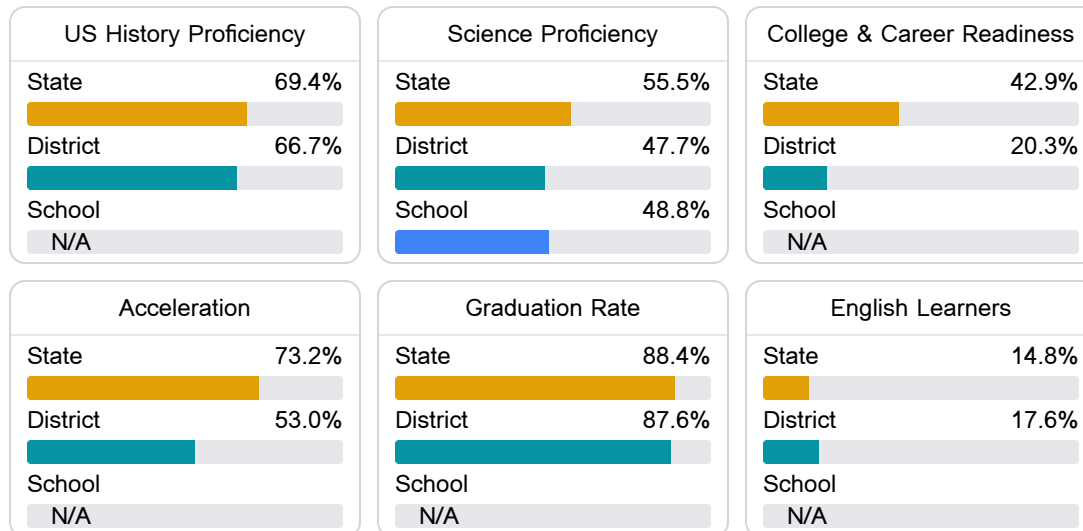
English

Measurements of student performance on the statewide English language arts (ELA) assessment.



Other Measures

Other measurements of student performance that factor into the accountability grade.



Teacher Data

43.2

Teachers



92.4%

Experienced Teachers

0.0%

Provisional Teachers

98.3%

In-Field Teachers

Detailed Assessment and Other Data

Student Performance

The following information shows each level of student performance on statewide assessments.

Math

Level 1		Level 2		Level 3		Level 4		Level 5	
State	7.0%	State	19.3%	State	27.3%	State	31.5%	State	15.0%
District	9.3%	District	26.5%	District	32.6%	District	25.7%	District	5.9%
School	6.7%	School	28.8%	School	30.4%	School	26.5%	School	7.6%
Minimal		Basic		Passing		Proficient		Advanced	

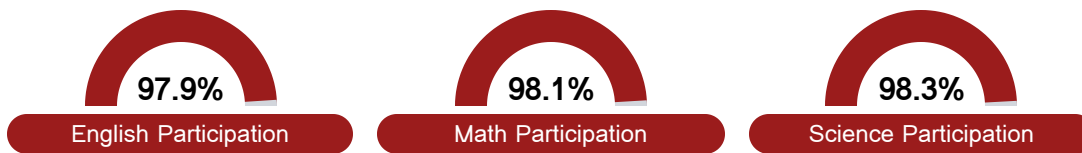
English

Level 1		Level 2		Level 3		Level 4		Level 5	
State	8.6%	State	18.9%	State	31.3%	State	29.1%	State	12.1%
District	11.7%	District	24.0%	District	37.0%	District	21.0%	District	6.3%
School	11.8%	School	22.7%	School	34.0%	School	23.4%	School	8.1%
Minimal		Basic		Passing		Proficient		Advanced	

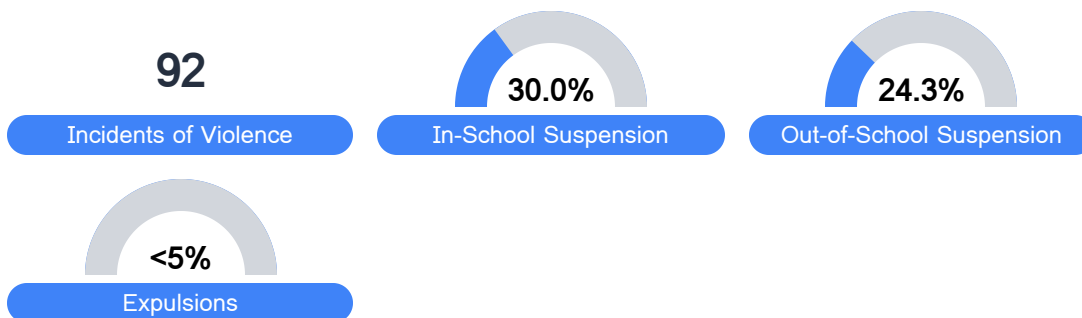
Science

Level 1		Level 2		Level 3		Level 4		Level 5	
State	11.0%	State	12.4%	State	22.5%	State	34.7%	State	19.4%
District	12.1%	District	17.5%	District	24.6%	District	32.8%	District	13.0%
School	12.9%	School	15.2%	School	25.2%	School	31.6%	School	15.2%
Minimal		Basic		Passing		Proficient		Advanced	

Student Assessment Participation



Discipline



Other Data



34.4 %

Chronic Absenteeism



\$9,982.94

Per-Pupil Expenditure