



## Enterprise High School

Enterprise School District



501 RIVER ROAD  
Enterprise, MS 39330



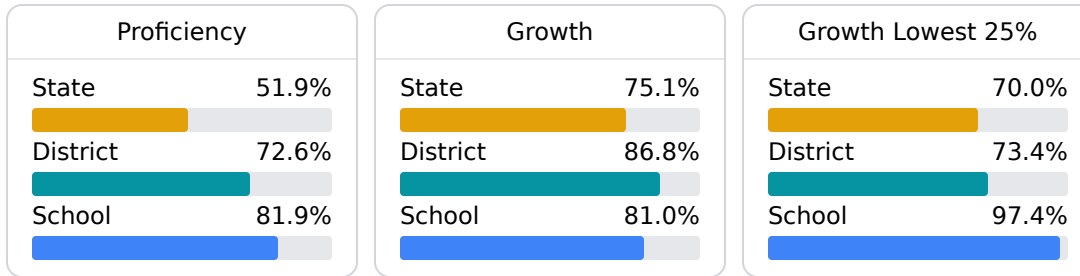
Jordan Rogers  
JRogers@esd.k12.ms.us

### School Accountability Grade Components

Mississippi's accountability system assigns "A" through "F" letter grades for schools and districts. Grades are based on student achievement, student growth, student participation in testing, and other academic measures.

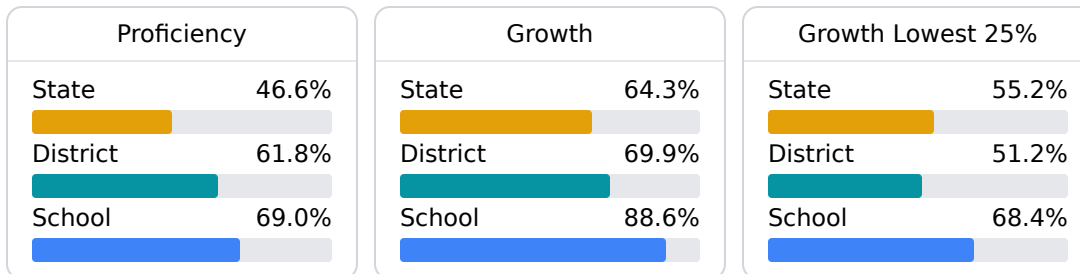
#### Math

Measurements of student performance on the statewide math assessment.



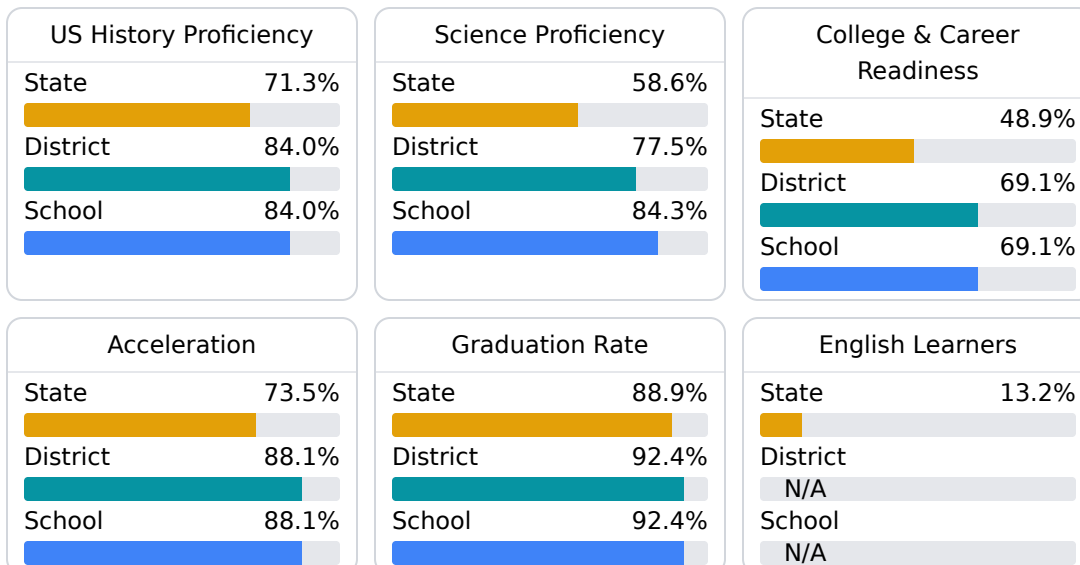
#### English

Measurements of student performance on the statewide English language arts (ELA) assessment.



#### Other Measures

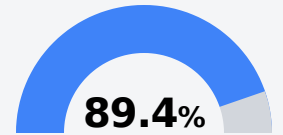
Other measurements of student performance that factor into the accountability grade.



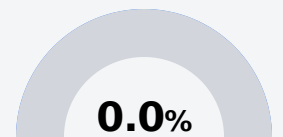
### Teacher Data

25.2

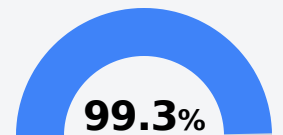
Teachers



Experienced Teachers



Provisional Teachers



In-Field Teachers

## Detailed Assessment and Other Data

### Student Performance

The following information shows each level of student performance on statewide assessments.

#### Math

Level 1	Level 2	Level 3	Level 4	Level 5
State 0-10%	State 11-20%	State 21-30%	State 31-40%	State 11-20%
District 0-10%	District 0-10%	District 11-20%	District 31-40%	District 31-40%
School 0-10%	School 0-10%	School 11-20%	School 51-60%	School 21-30%
Minimal	Basic	Passing	Proficient	Advanced

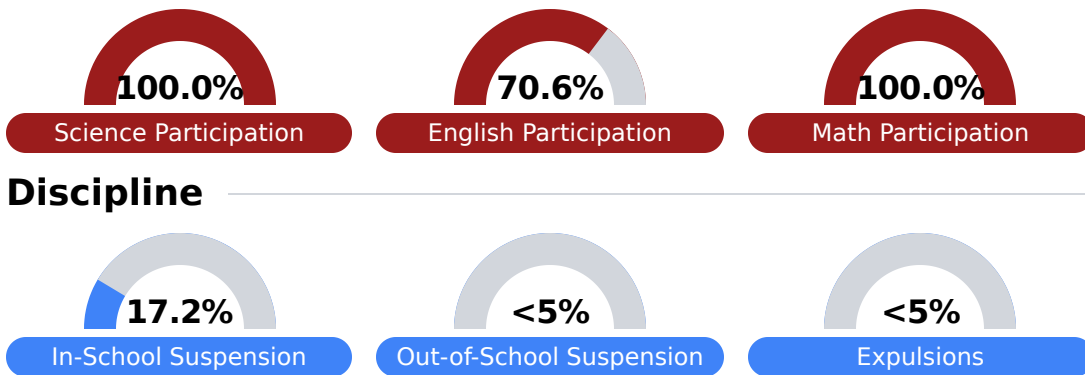
#### English

Level 1	Level 2	Level 3	Level 4	Level 5
State 8.3%	State 17.0%	State 29.7%	State 29.3%	State 15.7%
District 0-10%	District 0-10%	District 21-30%	District 41-50%	District 11-20%
School 5.2%	School 10.4%	School 18.2%	School 36.4%	School 29.9%
Minimal	Basic	Passing	Proficient	Advanced

#### Science

Level 1	Level 2	Level 3	Level 4	Level 5
State 11.4%	State 11.9%	State 20.8%	State 33.6%	State 22.3%
District 0-10%	District 0-10%	District 11-20%	District 41-50%	District 31-40%
School 0-10%	School 0-10%	School 11-20%	School 41-50%	School 31-40%
Minimal	Basic	Passing	Proficient	Advanced

### Student Assessment Participation



### Discipline

### Other Data



**16.7%**

Chronic Absenteeism



**\$12,918.01**

Per-Pupil Expenditure



**72.6%**

Post-Secondary Enrollment



**>95%**

Advanced Course Participation