



## French Camp Elementary School

Choctaw County School District



300 Church Street 300 CHURCH STREET  
French Camp, MS 39745



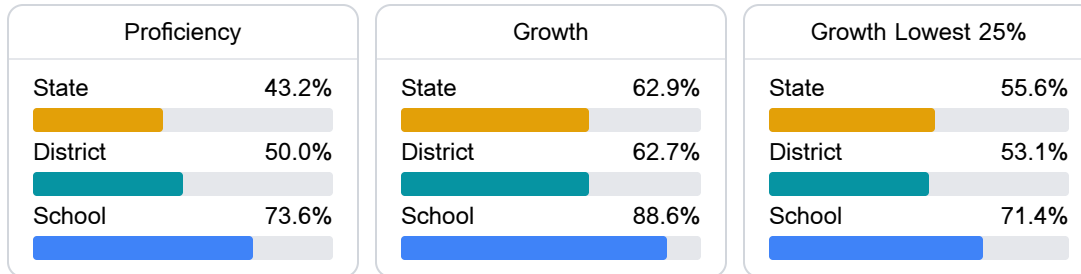
Amber Vowell  
ambervowell@choctawsd.ms

### School Accountability Grade Components

Mississippi's accountability system assigns "A" through "F" letter grades for schools and districts. Grades are based on student achievement, student growth, student participation in testing, and other academic measures.

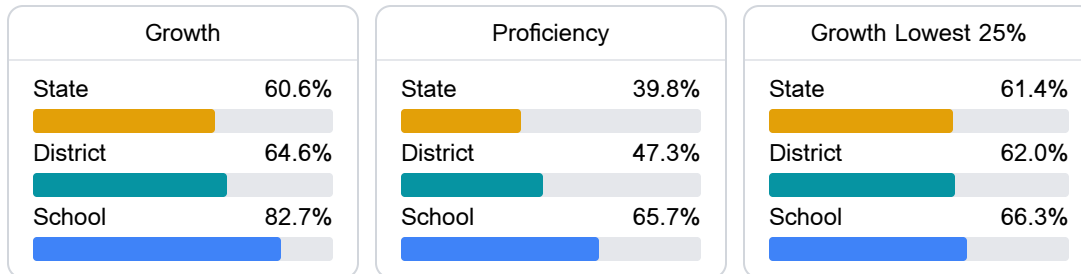
#### Math

Measurements of student performance on the statewide math assessment.



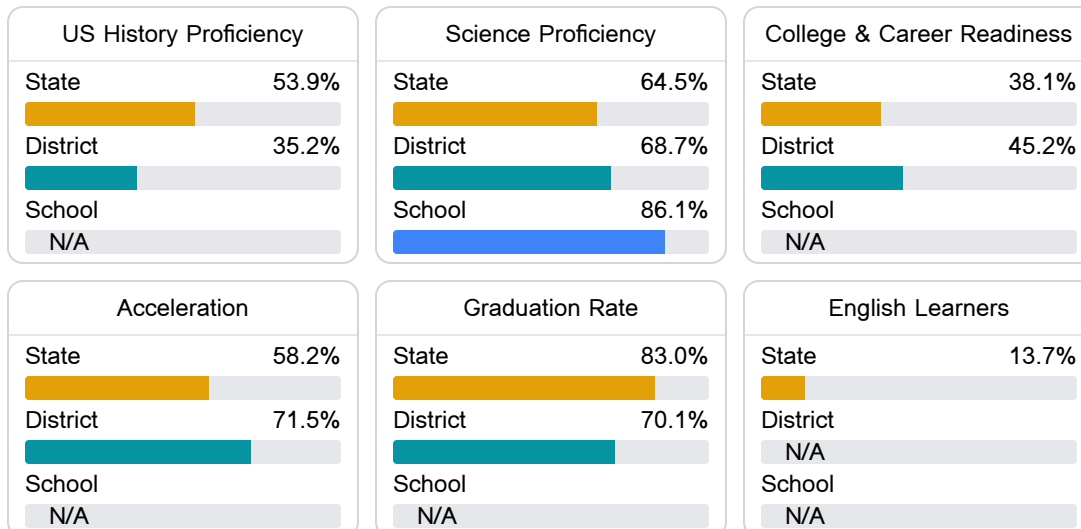
#### English

Measurements of student performance on the statewide English language arts (ELA) assessment.



#### Other Measures

Other measurements of student performance that factor into the accountability grade.



### Teacher Data

12.8

Teachers



72.6%

Experienced Teachers

4.4%

Provisional Teachers

100.0%

In-Field Teachers

## Detailed Assessment and Other Data

### Student Performance

The following information shows each level of student performance on statewide assessments.

#### Math

Level 1	Level 2	Level 3	Level 4	Level 5
State 6.8%	State 20.9%	State 30.5%	State 29.9%	State 11.9%
District 0-10%	District 11-20%	District 31-40%	District 31-40%	District 11-20%
School 0-10%	School 0-10%	School 21-30%	School 51-60%	School 21-30%
Minimal	Basic	Passing	Proficient	Advanced

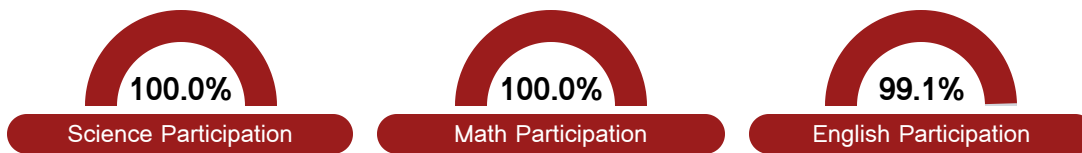
#### English

Level 1	Level 2	Level 3	Level 4	Level 5
State 7.4%	State 20.4%	State 33.7%	State 29.0%	State 9.4%
District 5.3%	District 13.1%	District 35.5%	District 34.3%	District 11.8%
School 0-10%	School 0-10%	School 21-30%	School 41-50%	School 11-20%
Minimal	Basic	Passing	Proficient	Advanced

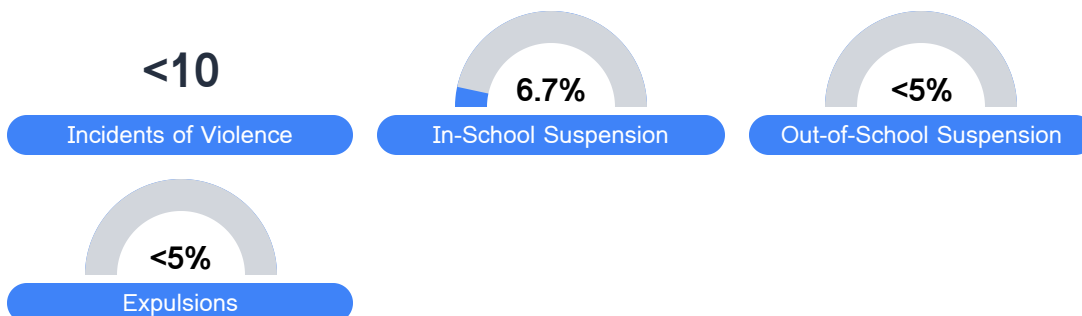
#### Science

Level 1	Level 2	Level 3	Level 4
State 13.6%	State 24.0%	State 20.7%	State 20.7%
District 12.7%	District 24.1%	District 24.4%	District 24.4%
School 5.3%	School 10.5%	School 63.2%	School 63.2%
Minimal	Basic	Proficient	Advanced

### Student Assessment Participation



### Discipline



\* Source: 2017-2018 Civil Rights Data Collection

### Other Data



<5%

Chronic Absenteeism



\$10,774.87

Per-Pupil Expenditure