



## Houston High School

Houston School District



634 Starkville Road  
Houston, MS 38851



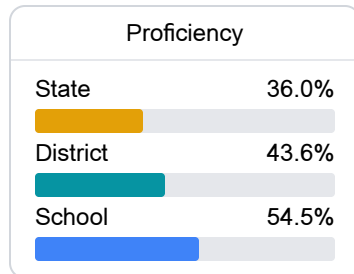
William Cook  
wcook@houston.k12.ms.us

### School Accountability Grade Components

Mississippi's accountability system assigns "A" through "F" letter grades for schools and districts. Grades are based on student achievement, student growth, student participation in testing, and other academic measures. COVID - 19 pandemic disruptions continue to be reflected in 2021 - 2022 accountability data, particularly growth data.

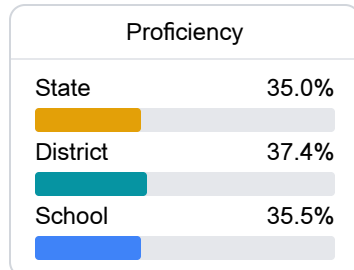
#### Math

Measurements of student performance on the statewide math assessment.



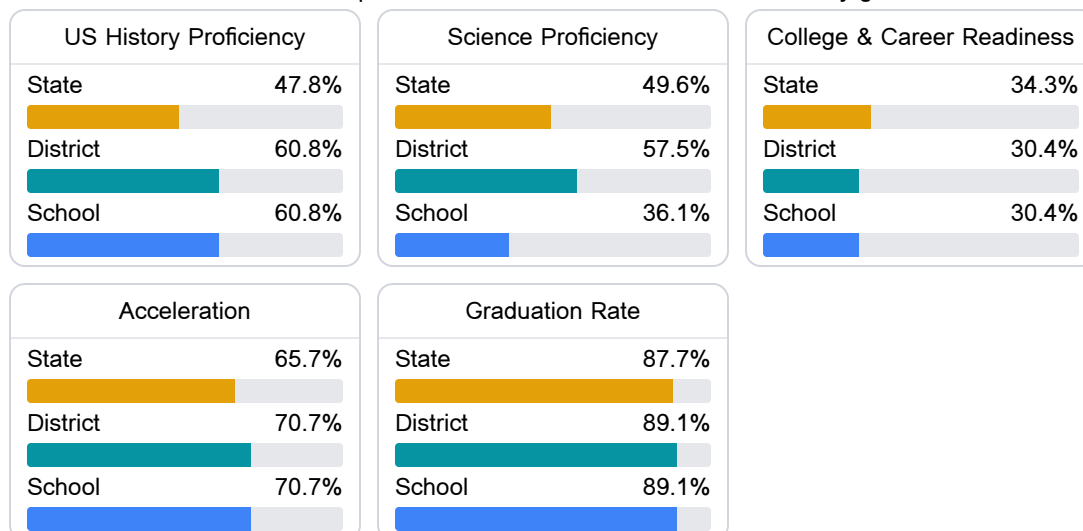
#### English

Measurements of student performance on the statewide English language arts (ELA) assessment.



#### Other Measures

Other measurements of student performance that factor into the accountability grade.



### Teacher Data

37.0

Teachers



86.6%

Experienced Teachers

17.6%

Provisional Teachers

88.2%

In-Field Teachers

## Detailed Assessment and Other Data

## Student Performance

The following information shows each level of student performance on statewide assessments.

## Math

Level 1		Level 2		Level 3		Level 4		Level 5	
State	11.6%	State	24.2%	State	29.5%	State	24.8%	State	9.9%
District	0-10%	District	11-20%	District	31-40%	District	31-40%	District	0-10%
School	0-10%	School	0-10%	School	31-40%	School	41-50%	School	0-10%
Minimal		Basic		Passing		Proficient		Advanced	

## English

Level 1		Level 2		Level 3		Level 4		Level 5	
State	10.8%	State	23.1%	State	31.8%	State	24.6%	State	9.7%
District	6.8%	District	22.4%	District	34.7%	District	26.5%	District	9.7%
School	8.9%	School	24.1%	School	33.0%	School	24.1%	School	9.8%
Minimal		Basic		Passing		Proficient		Advanced	

## Science

Level 1		Level 2		Level 3		Level 4		Level 5	
State	13.8%	State	14.5%	State	23.4%	State	32.7%	State	15.7%
District	9.3%	District	11.9%	District	25.3%	District	38.0%	District	15.5%
School	14.6%	School	19.5%	School	28.1%	School	32.3%	School	5.5%
Minimal		Basic		Passing		Proficient		Advanced	

## Student Assessment Participation



## Discipline



\* Source: 2017-2018 Civil Rights Data Collection

## Other Data



18.9%

Chronic Absenteeism



\$10,952.78

Per-Pupil Expenditure



67.7%

Post-Secondary Enrollment



44.9%

Advanced Course Participation