



Houston Lower Elementary

Houston School District



123 Starkville Street
Houston, MS 38851



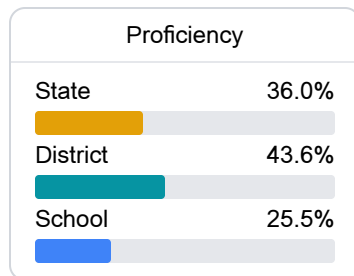
Katonya Gathings
kgathings@houston.k12.ms.us

School Accountability Grade Components

Mississippi's accountability system assigns "A" through "F" letter grades for schools and districts. Grades are based on student achievement, student growth, student participation in testing, and other academic measures. COVID - 19 pandemic disruptions continue to be reflected in 2021 - 2022 accountability data, particularly growth data.

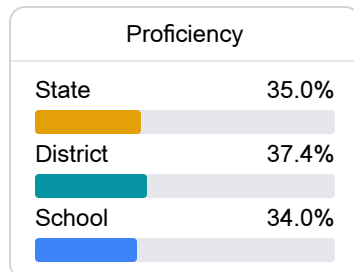
Math

Measurements of student performance on the statewide math assessment.



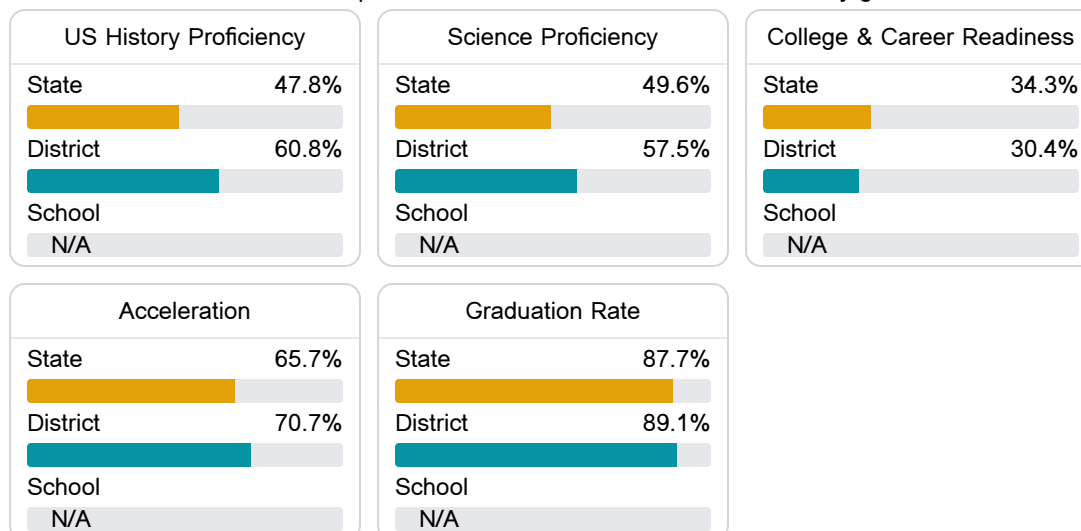
English

Measurements of student performance on the statewide English language arts (ELA) assessment.



Other Measures

Other measurements of student performance that factor into the accountability grade.



Teacher Data

28.7

Teachers



68.7%

Experienced Teachers

0.0%

Provisional Teachers

100.0%











In-Field Teachers

Detailed Assessment and Other Data











Student Performance

The following information shows each level of student performance on statewide assessments.











Math

Level 1		Level 2		Level 3		Level 4		Level 5	
State	11.6%	State	24.2%	State	29.5%	State	24.8%	State	9.9%
									
District	0-10%	District	11-20%	District	31-40%	District	31-40%	District	0-10%
									
School	N/A	School	N/A	School	N/A	School	N/A	School	N/A
Minimal		Basic		Passing		Proficient		Advanced	

English

Level 1		Level 2		Level 3		Level 4		Level 5	
State	10.8%	State	23.1%	State	31.8%	State	24.6%	State	9.7%
									
District	6.8%	District	22.4%	District	34.7%	District	26.5%	District	9.7%
									
School	N/A	School	N/A	School	N/A	School	N/A	School	N/A
Minimal		Basic		Passing		Proficient		Advanced	

Science

Level 1		Level 2		Level 3		Level 4		Level 5	
State	13.8%	State	14.5%	State	23.4%	State	32.7%	State	15.7%
									
District	9.3%	District	11.9%	District	25.3%	District	38.0%	District	15.5%
									
School	N/A	School	N/A	School	N/A	School	N/A	School	N/A
Minimal		Basic		Passing		Proficient		Advanced	

Discipline

* Source: 2017-2018 Civil Rights Data Collection

Other Data



9.4 %

Chronic Absenteeism



\$8,966.25

Per-Pupil Expenditure