



Houlka Attendance Center

Chickasaw County School District



510 GRIFFIN AVE.
Houlka, MS 38850



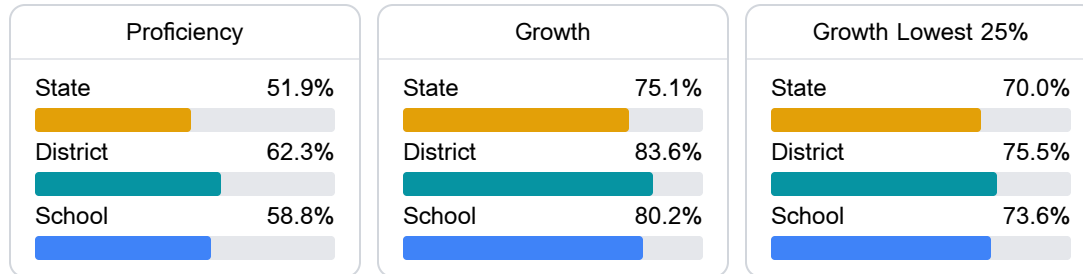
Jill Vance
jvance@chickasaw.k12.ms.us

School Accountability Grade Components

Mississippi's accountability system assigns "A" through "F" letter grades for schools and districts. Grades are based on student achievement, student growth, student participation in testing, and other academic measures.

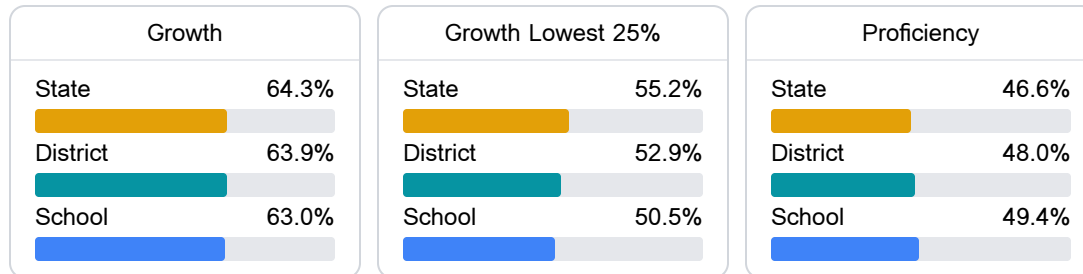
Math

Measurements of student performance on the statewide math assessment.



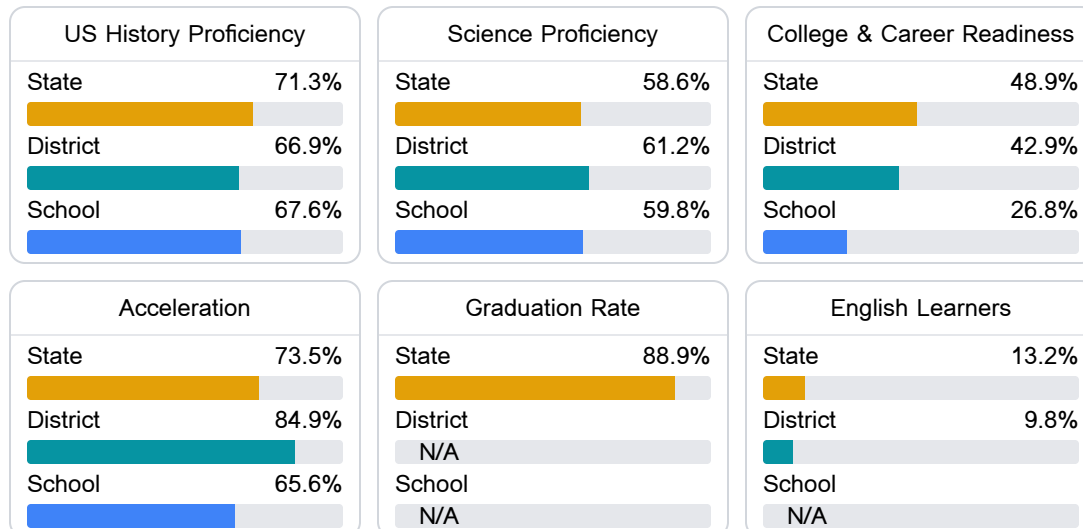
English

Measurements of student performance on the statewide English language arts (ELA) assessment.



Other Measures

Other measurements of student performance that factor into the accountability grade.



Teacher Data

41.7

Teachers



65.9%

Experienced Teachers

1.3%

Provisional Teachers

96.7%

In-Field Teachers

Detailed Assessment and Other Data

Student Performance

The following information shows each level of student performance on statewide assessments.

Math

Level 1		Level 2		Level 3		Level 4		Level 5	
State	0-10%	State	11-20%	State	21-30%	State	31-40%	State	11-20%
District	0-10%	District	11-20%	District	21-30%	District	41-50%	District	11-20%
School	0-10%	School	11-20%	School	21-30%	School	31-40%	School	11-20%
Minimal		Basic		Passing		Proficient		Advanced	

English

Level 1		Level 2		Level 3		Level 4		Level 5	
State	8.3%	State	17.0%	State	29.7%	State	29.3%	State	15.7%
District	6.1%	District	16.0%	District	32.4%	District	32.6%	District	13.0%
School	8.8%	School	14.4%	School	30.8%	School	32.4%	School	13.6%
Minimal		Basic		Passing		Proficient		Advanced	

Science

Level 1		Level 2		Level 3		Level 4		Level 5	
State	11.4%	State	11.9%	State	20.8%	State	33.6%	State	22.3%
District	10.2%	District	11.3%	District	22.6%	District	34.7%	District	21.1%
School	15.9%	School	13.1%	School	19.6%	School	37.4%	School	14.0%
Minimal		Basic		Passing		Proficient		Advanced	

Student Assessment Participation



Discipline



Other Data



22.5 %

Chronic Absenteeism



\$10,729.95

Per-Pupil Expenditure



36.9%

Advanced Course Participation