


## **B** Houston Middle School

Chickasaw County School District

 632-A Starkville Street  
Houston, MS 38851

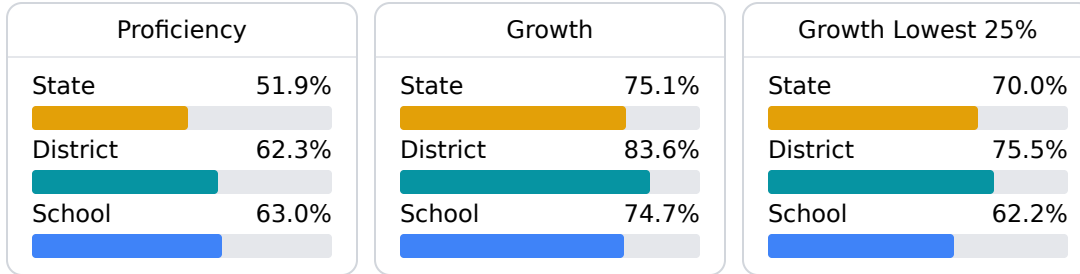
 Wynesther Cousins  
wcousins@chickasaw.k12.ms.us

### School Accountability Grade Components

Mississippi's accountability system assigns "A" through "F" letter grades for schools and districts. Grades are based on student achievement, student growth, student participation in testing, and other academic measures.

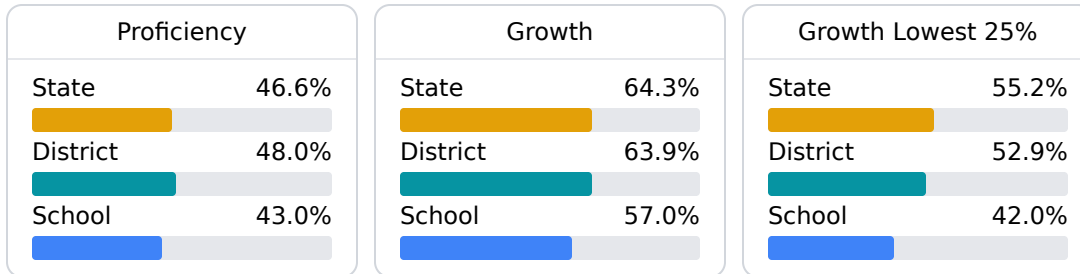
#### Math

Measurements of student performance on the statewide math assessment.



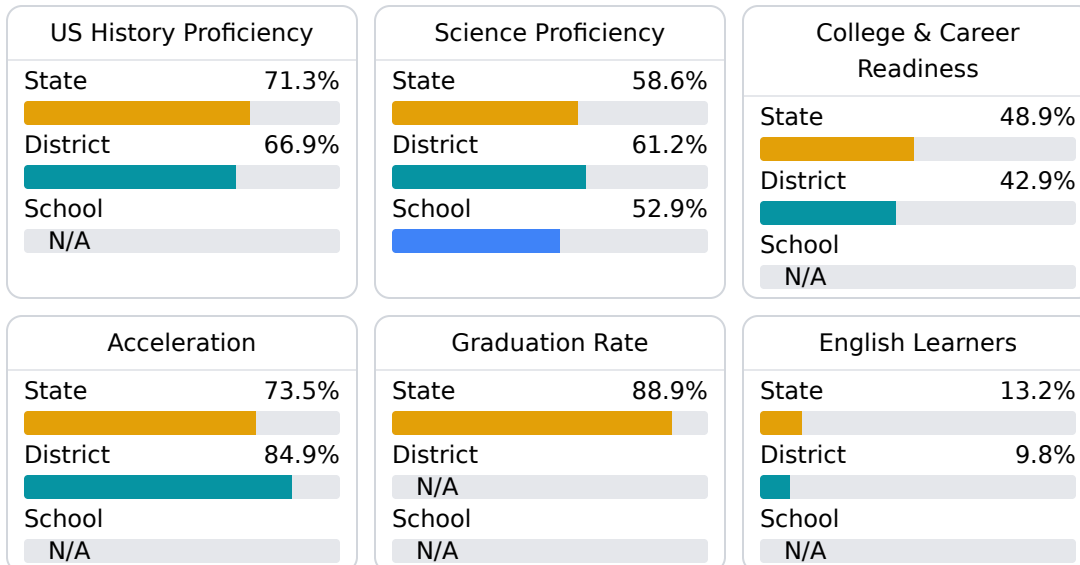
#### English

Measurements of student performance on the statewide English language arts (ELA) assessment.



#### Other Measures

Other measurements of student performance that factor into the accountability grade.



### Teacher Data

**31.6**

Teachers



**70.1%**

Experienced Teachers

**0.0%**

Provisional Teachers

**100.0%**

In-Field Teachers

## Detailed Assessment and Other Data

### Student Performance

The following information shows each level of student performance on statewide assessments.

#### Math

| Level 1        | Level 2         | Level 3         | Level 4         | Level 5         |
|----------------|-----------------|-----------------|-----------------|-----------------|
| State 0-10%    | State 11-20%    | State 21-30%    | State 31-40%    | State 11-20%    |
| District 0-10% | District 11-20% | District 21-30% | District 41-50% | District 11-20% |
| School 0-10%   | School 0-10%    | School 21-30%   | School 41-50%   | School 11-20%   |
| Minimal        | Basic           | Passing         | Proficient      | Advanced        |

#### English

| Level 1       | Level 2        | Level 3        | Level 4        | Level 5        |
|---------------|----------------|----------------|----------------|----------------|
| State 8.3%    | State 17.0%    | State 29.7%    | State 29.3%    | State 15.7%    |
| District 6.1% | District 16.0% | District 32.4% | District 32.6% | District 13.0% |
| School 5.6%   | School 16.0%   | School 37.7%   | School 29.1%   | School 11.7%   |
| Minimal       | Basic          | Passing        | Proficient     | Advanced       |

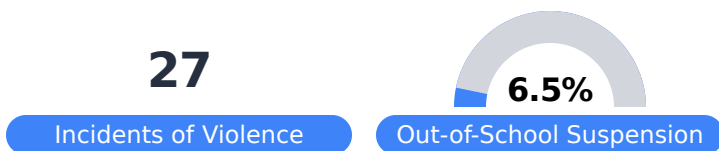
#### Science

| Level 1        | Level 2        | Level 3        | Level 4        | Level 5        |
|----------------|----------------|----------------|----------------|----------------|
| State 11.4%    | State 11.9%    | State 20.8%    | State 33.6%    | State 22.3%    |
| District 10.2% | District 11.3% | District 22.6% | District 34.7% | District 21.1% |
| School 11.0%   | School 9.7%    | School 30.3%   | School 31.0%   | School 17.9%   |
| Minimal        | Basic          | Passing        | Proficient     | Advanced       |

## Student Assessment Participation



## Discipline



## Other Data



**13.4%**

Chronic Absenteeism



**\$9,654.56**

Per-Pupil Expenditure