



Houston Lower Elementary School

Chickasaw County School District



123 Starkville Street
Houston, MS 38851



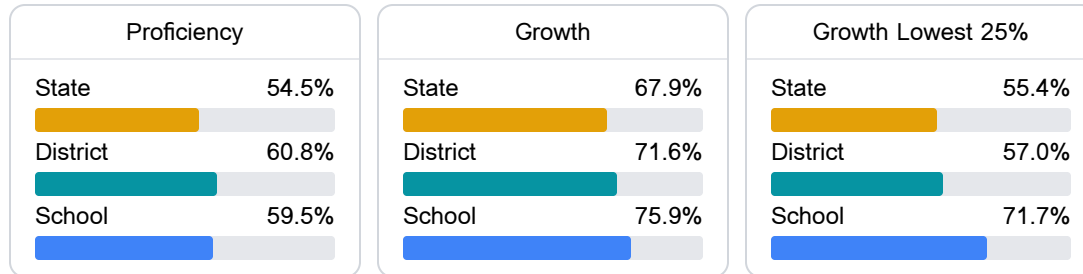
VALERIE NAUGLE
vnaugle@chickasaw.k12.ms.us

School Accountability Grade Components

Mississippi's accountability system assigns "A" through "F" letter grades for schools and districts. Grades are based on student achievement, student growth, student participation in testing, and other academic measures.

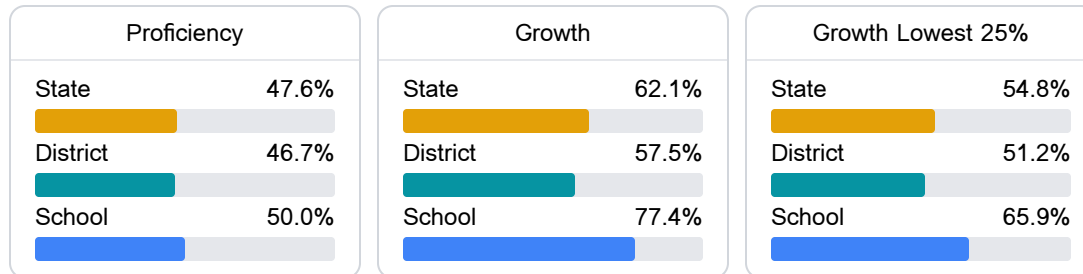
Math

Measurements of student performance on the statewide math assessment.



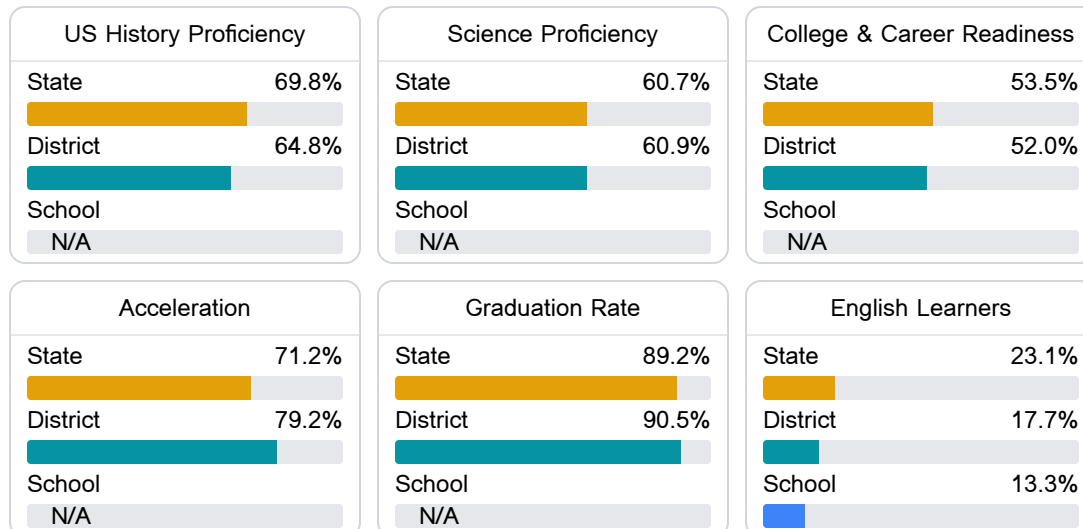
English

Measurements of student performance on the statewide English language arts (ELA) assessment.



Other Measures

Other measurements of student performance that factor into the accountability grade.



Detailed Assessment and Other Data

Student Performance

The following information shows each level of student performance on statewide assessments.

Math

Level 1		Level 2		Level 3		Level 4		Level 5	
State	0-10%	State	11-20%	State	21-30%	State	31-40%	State	11-20%
<div><div></div></div>		<div><div></div></div>		<div><div></div></div>		<div><div></div></div>		<div><div></div></div>	
District	0-10%	District	11-20%	District	21-30%	District	41-50%	District	11-20%
<div><div></div></div>		<div><div></div></div>		<div><div></div></div>		<div><div></div></div>		<div><div></div></div>	
School		School		School		School		School	
N/A		N/A		N/A		N/A		N/A	
Minimal		Basic		Passing		Proficient		Advanced	

English

Level 1		Level 2		Level 3		Level 4		Level 5	
State	8.8%	State	16.5%	State	29.4%	State	29.5%	State	15.9%
<div><div></div></div>		<div><div></div></div>		<div><div></div></div>		<div><div></div></div>		<div><div></div></div>	
District	8.6%	District	19.2%	District	28.9%	District	29.4%	District	13.9%
<div><div></div></div>		<div><div></div></div>		<div><div></div></div>		<div><div></div></div>		<div><div></div></div>	
School		School		School		School		School	
N/A		N/A		N/A		N/A		N/A	
Minimal		Basic		Passing		Proficient		Advanced	

Science

Level 1		Level 2		Level 3		Level 4		Level 5	
State	12.3%	State	11.8%	State	20.1%	State	33.9%	State	21.9%
<div><div></div></div>		<div><div></div></div>		<div><div></div></div>		<div><div></div></div>		<div><div></div></div>	
District	11.6%	District	13.2%	District	20.4%	District	32.2%	District	22.7%
<div><div></div></div>		<div><div></div></div>		<div><div></div></div>		<div><div></div></div>		<div><div></div></div>	
School		School		School		School		School	
N/A		N/A		N/A		N/A		N/A	
Minimal		Basic		Passing		Proficient		Advanced	

Other Data



17.6 %

Chronic Absenteeism