

## **A** Houston Lower Elementary

Chickasaw County School Dist

123 Starkville Street  
Houston, MS 38851

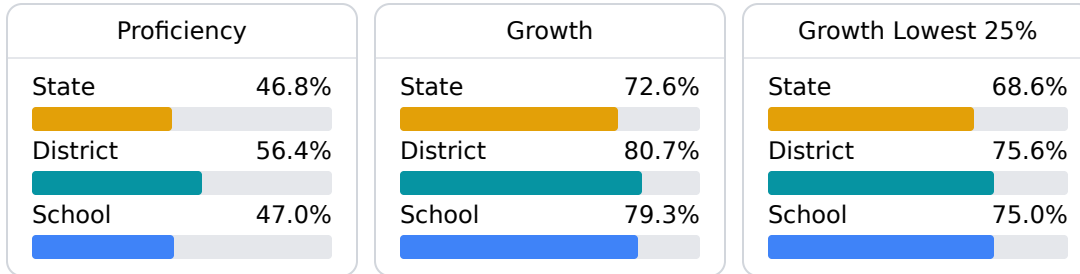
Neashetia Buchanan  
nbuchanan@chickasaw.k12.ms.us

### School Accountability Grade Components

Mississippi's accountability system assigns "A" through "F" letter grades for schools and districts. Grades are based on student achievement, student growth, student participation in testing, and other academic measures. COVID - 19 pandemic disruptions continue to be reflected in 2021 - 2022 accountability data, particularly growth data.

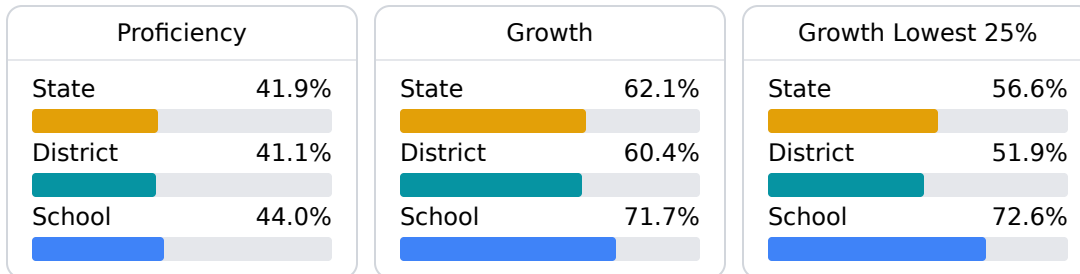
#### Math

Measurements of student performance on the statewide math assessment.



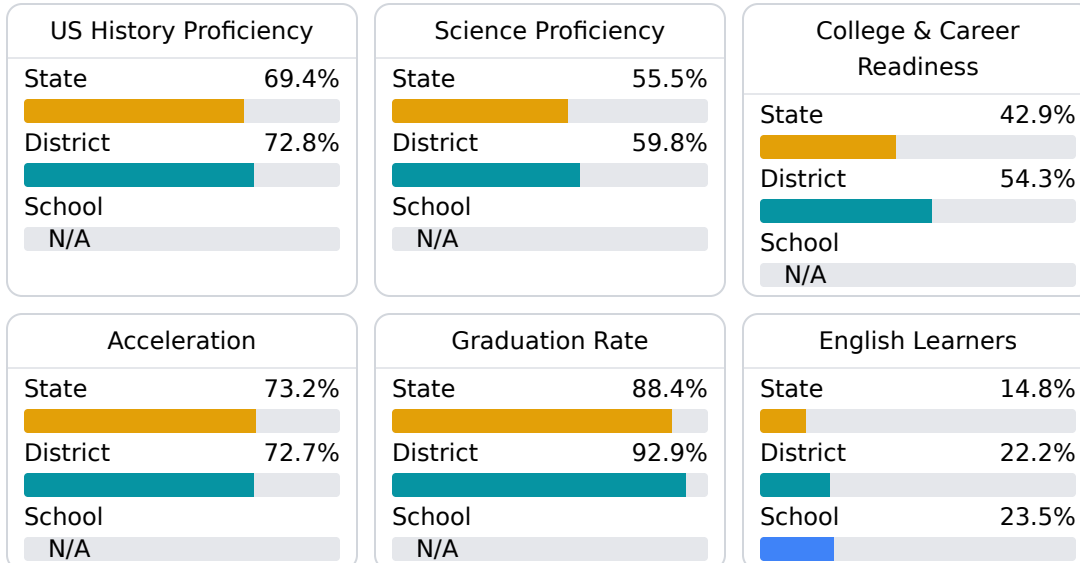
#### English

Measurements of student performance on the statewide English language arts (ELA) assessment.



#### Other Measures

Other measurements of student performance that factor into the accountability grade.



### Teacher Data

28.7

Teachers



65.2%

Experienced Teachers

0.0%

Provisional Teachers

100.0%

In-Field Teachers

## Detailed Assessment and Other Data

### Student Performance

The following information shows each level of student performance on statewide assessments.

#### Math

Level 1	Level 2	Level 3	Level 4	Level 5
State 7.0%	State 19.3%	State 27.3%	State 31.5%	State 15.0%
District 0-10%	District 11-20%	District 21-30%	District 31-40%	District 11-20%
School N/A	School N/A	School N/A	School N/A	School N/A
Minimal	Basic	Passing	Proficient	Advanced

#### English

Level 1	Level 2	Level 3	Level 4	Level 5
State 8.6%	State 18.9%	State 31.3%	State 29.1%	State 12.1%
District 5.2%	District 20.1%	District 34.9%	District 30.1%	District 9.7%
School N/A	School N/A	School N/A	School N/A	School N/A
Minimal	Basic	Passing	Proficient	Advanced

#### Science

Level 1	Level 2	Level 3	Level 4	Level 5
State 11.0%	State 12.4%	State 22.5%	State 34.7%	State 19.4%
District 8.1%	District 9.6%	District 24.7%	District 36.0%	District 21.7%
School N/A	School N/A	School N/A	School N/A	School N/A
Minimal	Basic	Passing	Proficient	Advanced

### Discipline

## Other Data



**18.4%**

Chronic Absenteeism



**\$8,788.06**

Per-Pupil Expenditure