



Calhoun City High School

Calhoun County School District



201 NORTH BEADLE
Calhoun City, MS 38916



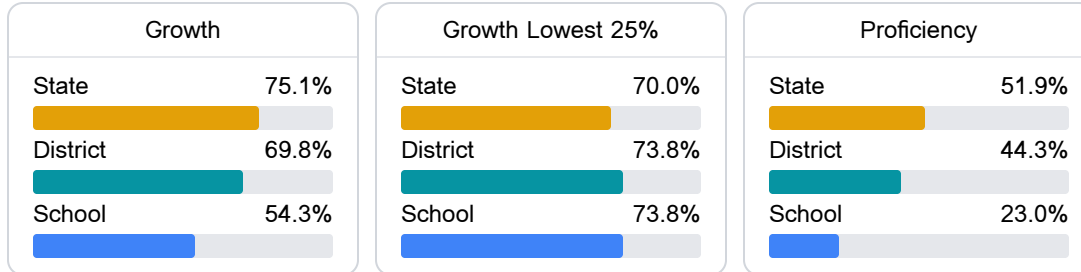
Heather Nix
hnix@calhounk12.com

School Accountability Grade Components

Mississippi's accountability system assigns "A" through "F" letter grades for schools and districts. Grades are based on student achievement, student growth, student participation in testing, and other academic measures.

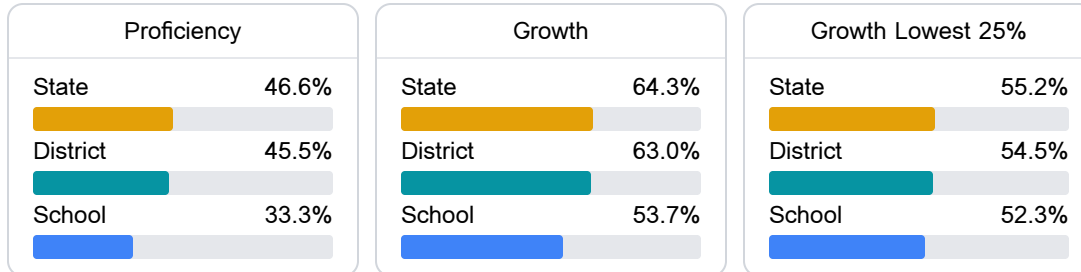
Math

Measurements of student performance on the statewide math assessment.



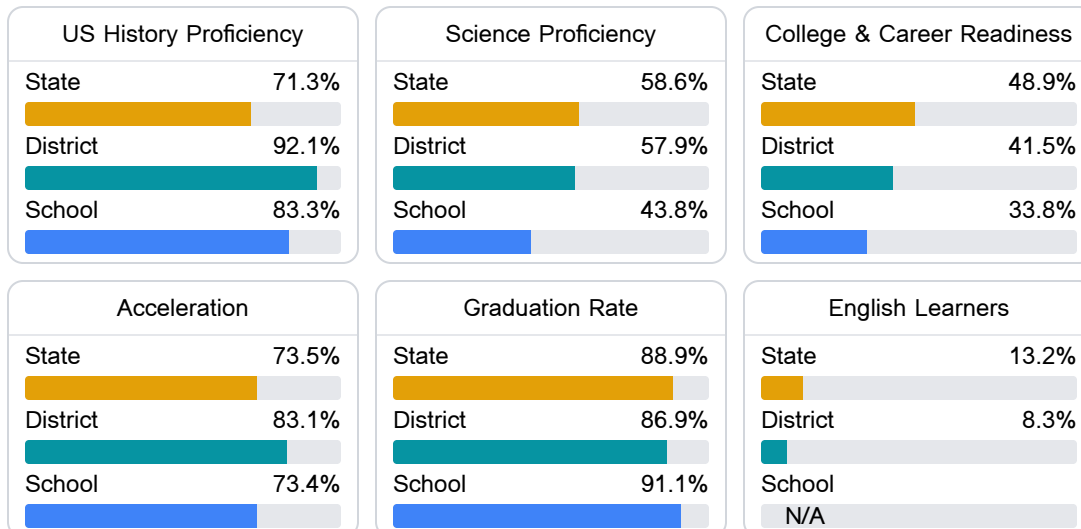
English

Measurements of student performance on the statewide English language arts (ELA) assessment.



Other Measures

Other measurements of student performance that factor into the accountability grade.



Teacher Data

36.4

Teachers



56.0%

Experienced Teachers

0.0%

Provisional Teachers

97.9%

In-Field Teachers

Detailed Assessment and Other Data

Student Performance

The following information shows each level of student performance on statewide assessments.

Math

Level 1		Level 2		Level 3		Level 4		Level 5	
State	0-10%	State	11-20%	State	21-30%	State	31-40%	State	11-20%
District	0-10%	District	11-20%	District	31-40%	District	31-40%	District	11-20%
School	0-10%	School	21-30%	School	31-40%	School	21-30%	School	0-10%
Minimal		Basic		Passing		Proficient		Advanced	

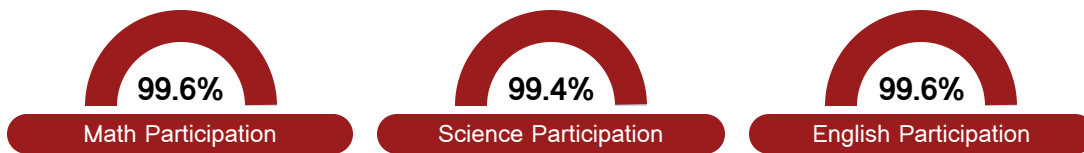
English

Level 1		Level 2		Level 3		Level 4		Level 5	
State	8.3%	State	17.0%	State	29.7%	State	29.3%	State	15.7%
District	7.9%	District	16.3%	District	31.9%	District	32.0%	District	12.0%
School	9.4%	School	20.3%	School	37.8%	School	24.4%	School	8.1%
Minimal		Basic		Passing		Proficient		Advanced	

Science

Level 1		Level 2		Level 3		Level 4		Level 5	
State	11.4%	State	11.9%	State	20.8%	State	33.6%	State	22.3%
District	10.7%	District	13.3%	District	21.2%	District	36.5%	District	18.4%
School	17.0%	School	19.4%	School	26.1%	School	27.3%	School	10.3%
Minimal		Basic		Passing		Proficient		Advanced	

Student Assessment Participation



Discipline



Other Data



28.7 %

Chronic Absenteeism



\$14,625.34

Per-Pupil Expenditure



76.9 %

Post-Secondary Enrollment



26.9%

Advanced Course Participation