



Mcevens School

West Bolivar Consolidated School District



601 HWY 61 NORTH PO BOX 510
Shaw, MS 38773



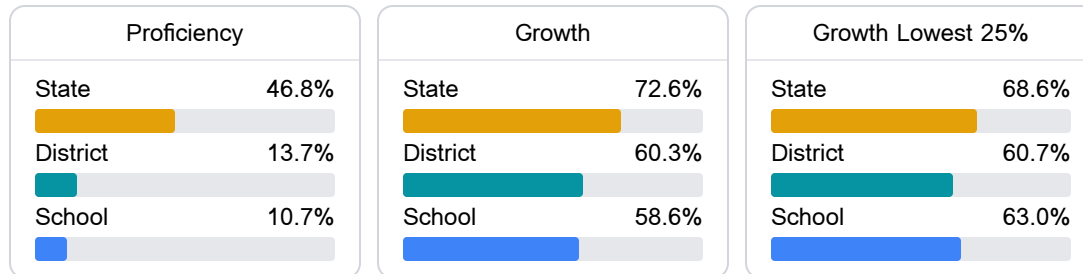
Shannon Thompson
sthompson@wbcsdk12.org

School Accountability Grade Components

Mississippi's accountability system assigns "A" through "F" letter grades for schools and districts. Grades are based on student achievement, student growth, student participation in testing, and other academic measures. COVID - 19 pandemic disruptions continue to be reflected in 2021 - 2022 accountability data, particularly growth data.

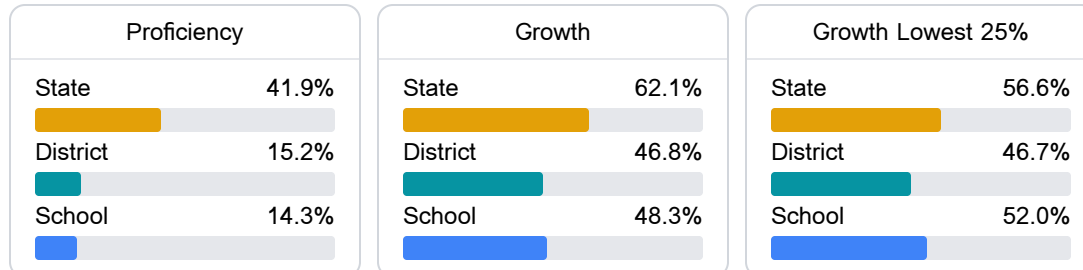
Math

Measurements of student performance on the statewide math assessment.



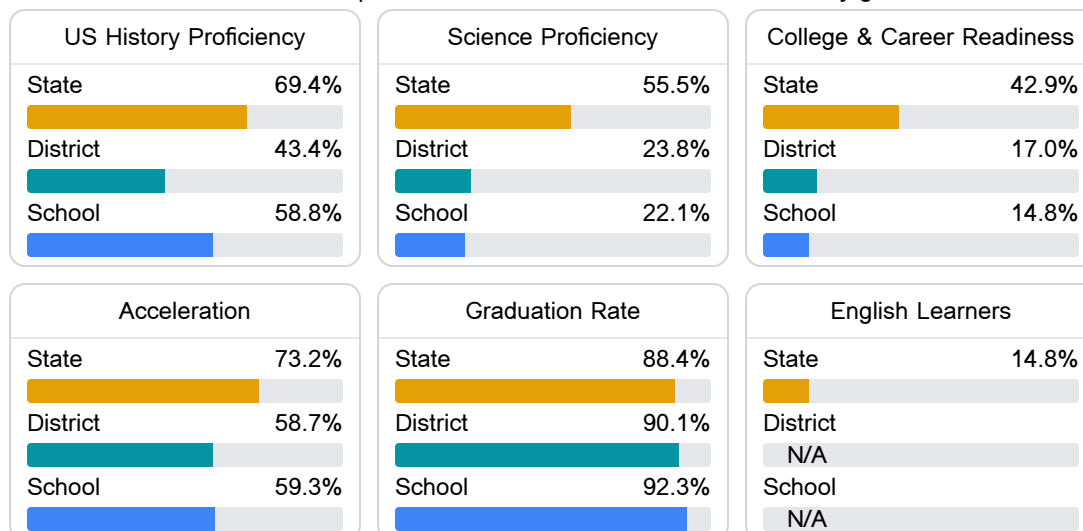
English

Measurements of student performance on the statewide English language arts (ELA) assessment.



Other Measures

Other measurements of student performance that factor into the accountability grade.



Teacher Data

52.0

Teachers



64.9%

Experienced Teachers

24.3%

Provisional Teachers

90.6%

In-Field Teachers

Detailed Assessment and Other Data

Student Performance

The following information shows each level of student performance on statewide assessments.

Math

Level 1		Level 2		Level 3		Level 4		Level 5	
State	7.0%	State	19.3%	State	27.3%	State	31.5%	State	15.0%
District	21-30%	District	41-50%	District	21-30%	District	11-20%	District	0-10%
School	21-30%	School	41-50%	School	21-30%	School	0-10%	School	0-10%
Minimal		Basic		Passing		Proficient		Advanced	

English

Level 1		Level 2		Level 3		Level 4		Level 5	
State	8.6%	State	18.9%	State	31.3%	State	29.1%	State	12.1%
District	21-30%	District	21-30%	District	21-30%	District	11-20%	District	0-10%
School	21-30%	School	31-40%	School	21-30%	School	0-10%	School	0-10%
Minimal		Basic		Passing		Proficient		Advanced	

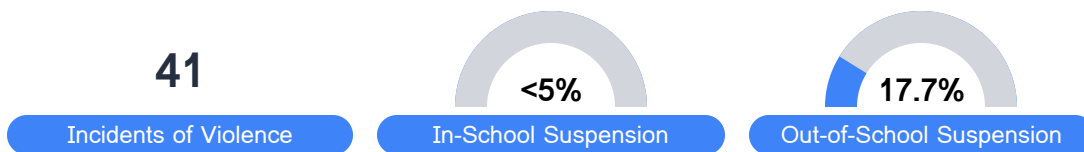
Science

Level 1		Level 2		Level 3		Level 4		Level 5	
State	11.0%	State	12.4%	State	22.5%	State	34.7%	State	19.4%
District	21-30%	District	21-30%	District	21-30%	District	11-20%	District	0-10%
School	27.6%	School	26.0%	School	25.2%	School	15.5%	School	5.7%
Minimal		Basic		Passing		Proficient		Advanced	

Student Assessment Participation



Discipline



Other Data



41.1 %

Chronic Absenteeism



\$13,667.19

Per-Pupil Expenditure



62.6%

Advanced Course Participation