



## West Bolivar High School

West Bolivar Consolidated School District



1213 SOUTH MAIN PO BOX 159  
Rosedale, MS 38769



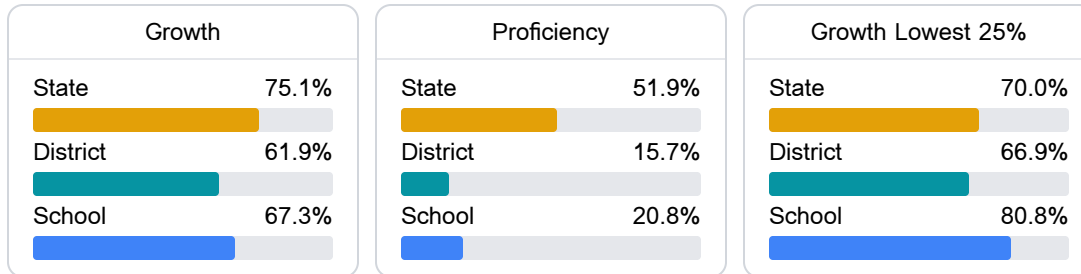
Christopher Turner  
cturner@wbcsdk12.org

### School Accountability Grade Components

Mississippi's accountability system assigns "A" through "F" letter grades for schools and districts. Grades are based on student achievement, student growth, student participation in testing, and other academic measures.

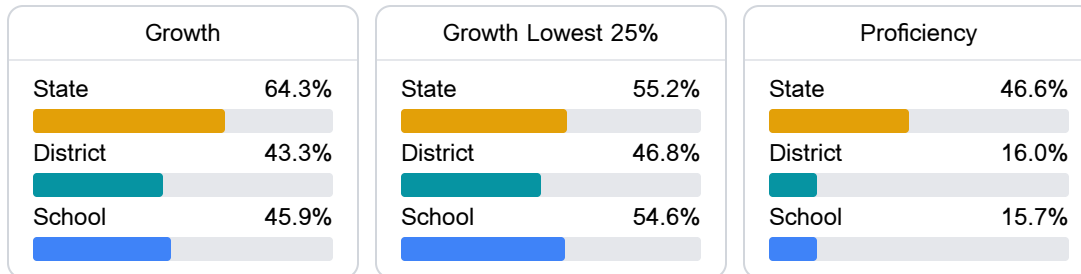
#### Math

Measurements of student performance on the statewide math assessment.



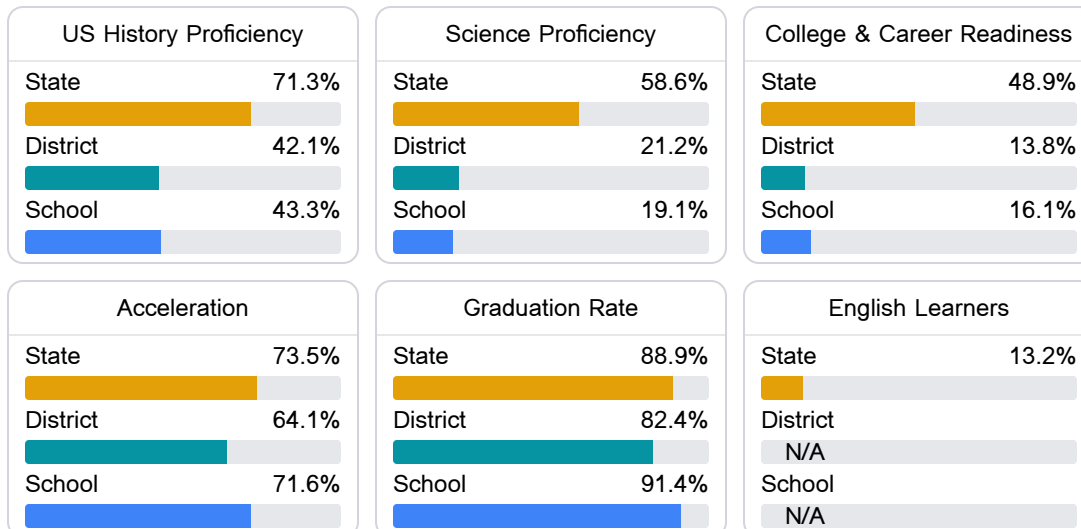
#### English

Measurements of student performance on the statewide English language arts (ELA) assessment.



#### Other Measures

Other measurements of student performance that factor into the accountability grade.



### Teacher Data

17.7

Teachers



39.4%

Experienced Teachers

19.4%

Provisional Teachers

93.7%

In-Field Teachers

## Detailed Assessment and Other Data

## Student Performance

The following information shows each level of student performance on statewide assessments.

## Math

Level 1		Level 2		Level 3		Level 4		Level 5	
State	0-10%	State	11-20%	State	21-30%	State	31-40%	State	11-20%
District	11-20%	District	31-40%	District	31-40%	District	11-20%	District	0-10%
School	11-20%	School	51-60%	School	21-30%	School	11-20%	School	0-10%
Minimal		Basic		Passing		Proficient		Advanced	

## English

Level 1		Level 2		Level 3		Level 4		Level 5	
State	8.3%	State	17.0%	State	29.7%	State	29.3%	State	15.7%
District	21-30%	District	21-30%	District	21-30%	District	11-20%	District	0-10%
School	21-30%	School	21-30%	School	31-40%	School	0-10%	School	0-10%
Minimal		Basic		Passing		Proficient		Advanced	

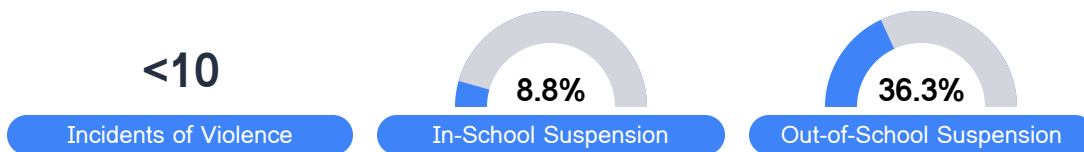
## Science

Level 1		Level 2		Level 3		Level 4		Level 5	
State	11.4%	State	11.9%	State	20.8%	State	33.6%	State	22.3%
District	31-40%	District	21-30%	District	21-30%	District	11-20%	District	0-10%
School	21-30%	School	21-30%	School	31-40%	School	11-20%	School	0-10%
Minimal		Basic		Passing		Proficient		Advanced	

## Student Assessment Participation



## Discipline



## Other Data



42.0 %

Chronic Absenteeism



\$18,750.47

Per-Pupil Expenditure



20.0 %

Post-Secondary Enrollment



79.4%

Advanced Course Participation