



## Brooks Elementary School

North Bolivar Consolidated School District



615 School Street  
Duncan, MS 38740



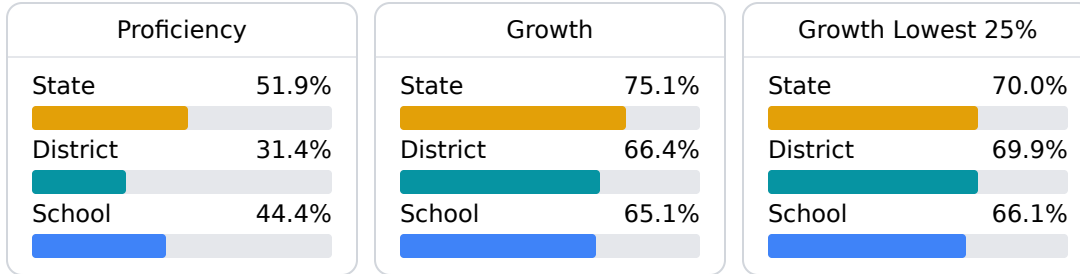
DORIS HALL  
dhall@nbcsd.k12.ms.us

### School Accountability Grade Components

Mississippi's accountability system assigns "A" through "F" letter grades for schools and districts. Grades are based on student achievement, student growth, student participation in testing, and other academic measures.

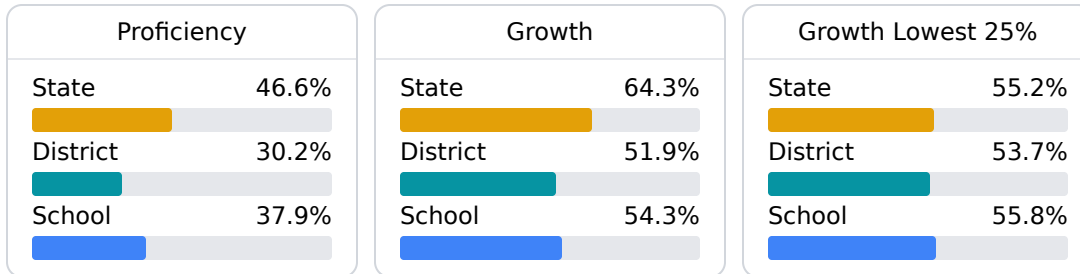
#### Math

Measurements of student performance on the statewide math assessment.



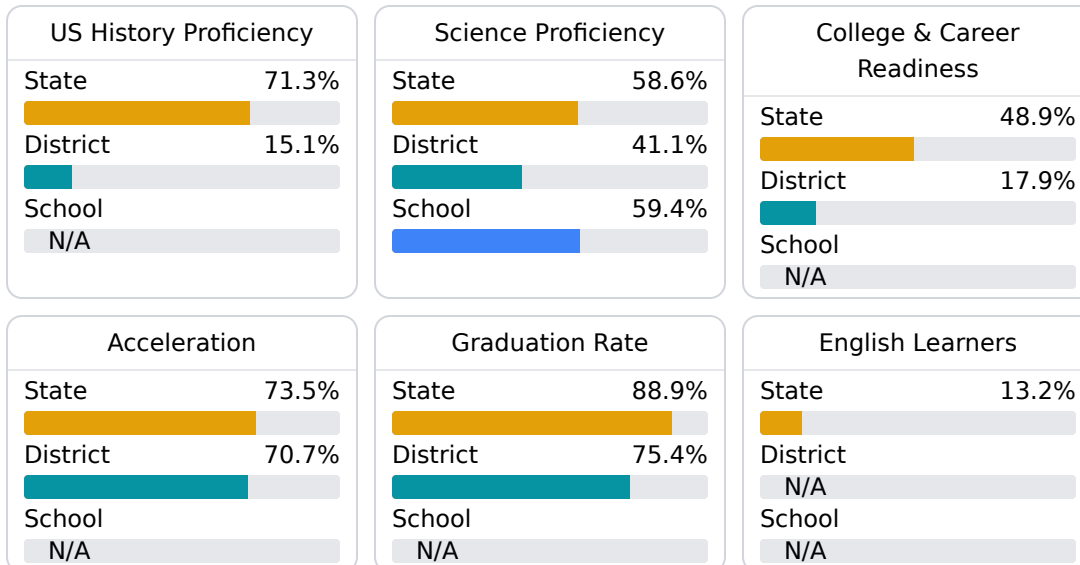
#### English

Measurements of student performance on the statewide English language arts (ELA) assessment.



#### Other Measures

Other measurements of student performance that factor into the accountability grade.



### Teacher Data

15.5

Teachers



92.6%

Experienced Teachers

4.6%

Provisional Teachers

95.4%

In-Field Teachers

## Detailed Assessment and Other Data

### Student Performance

The following information shows each level of student performance on statewide assessments.

#### Math

Level 1	Level 2	Level 3	Level 4	Level 5
State 0-10%	State 11-20%	State 21-30%	State 31-40%	State 11-20%
District 12.3%	District 26.5%	District 31.4%	District 20.1%	District 9.7%
School 7.9%	School 18.3%	School 34.9%	School 22.2%	School 16.7%
Minimal	Basic	Passing	Proficient	Advanced

#### English

Level 1	Level 2	Level 3	Level 4	Level 5
State 8.3%	State 17.0%	State 29.7%	State 29.3%	State 15.7%
District 11-20%	District 21-30%	District 31-40%	District 21-30%	District 0-10%
School 15.1%	School 17.5%	School 34.1%	School 25.4%	School 7.9%
Minimal	Basic	Passing	Proficient	Advanced

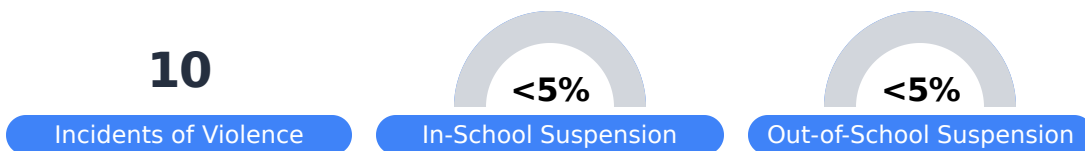
#### Science

Level 1	Level 2	Level 3	Level 4	Level 5
State 11.4%	State 11.9%	State 20.8%	State 33.6%	State 22.3%
District 17.7%	District 24.6%	District 20.9%	District 26.4%	District 10.5%
School 6.3%	School 25.0%	School 12.5%	School 43.8%	School 12.5%
Minimal	Basic	Passing	Proficient	Advanced

## Student Assessment Participation



## Discipline



## Other Data



**7.8%**

Chronic Absenteeism



**\$14,367.56**

Per-Pupil Expenditure