



Northside High School

North Bolivar Consolidated School District



1305 MARTIN LUTHER KING DRIVE
Shelby, MS 38774



JW Robinson
jwrobinsonjr@nbcSD.k12.ms.us

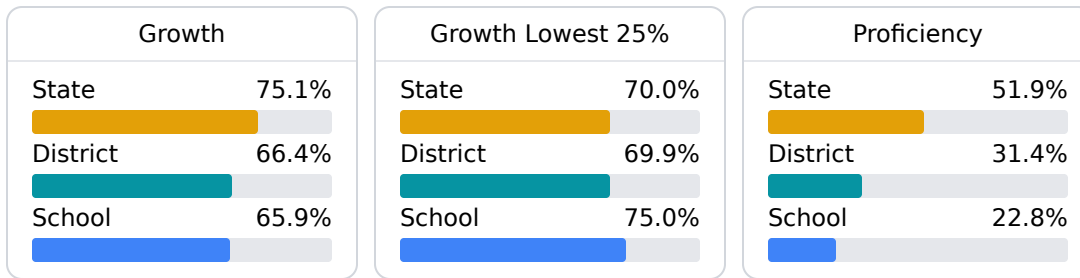
Identified for **Comprehensive Support and Improvement**

School Accountability Grade Components

Mississippi's accountability system assigns "A" through "F" letter grades for schools and districts. Grades are based on student achievement, student growth, student participation in testing, and other academic measures.

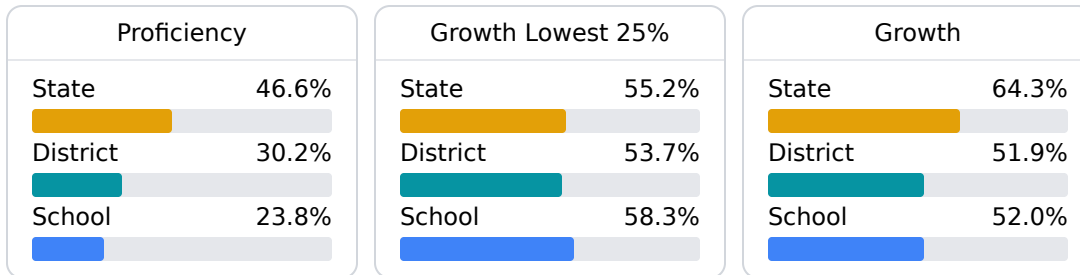
Math

Measurements of student performance on the statewide math assessment.



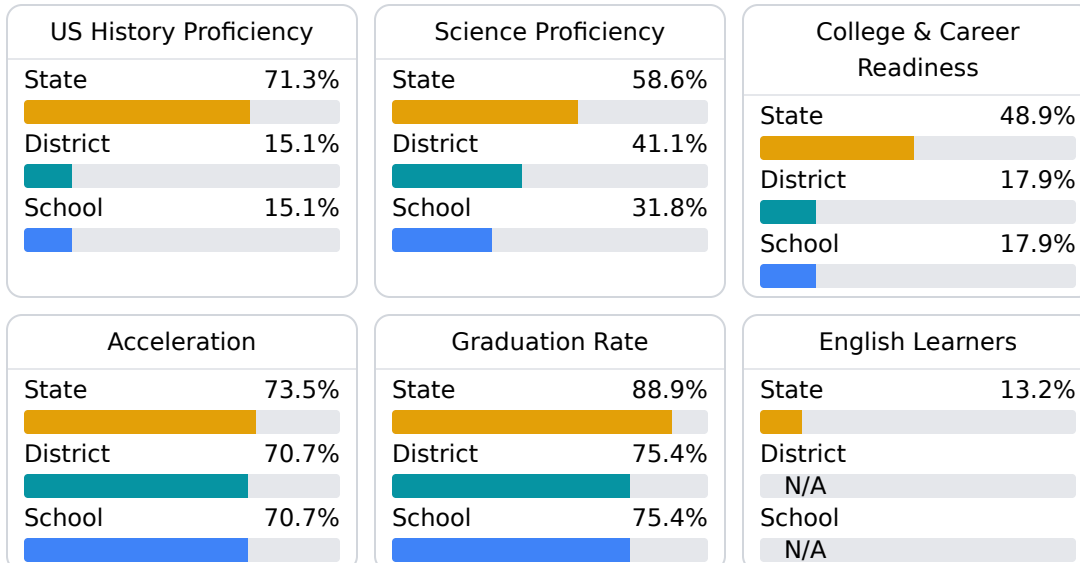
English

Measurements of student performance on the statewide English language arts (ELA) assessment.



Other Measures

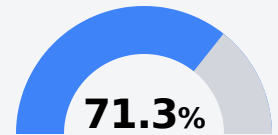
Other measurements of student performance that factor into the accountability grade.



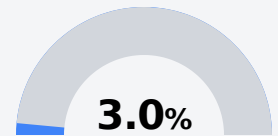
Teacher Data

29.2

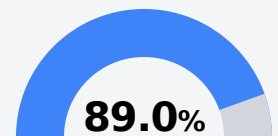
Teachers



Experienced Teachers



Provisional Teachers



In-Field Teachers

Detailed Assessment and Other Data

Student Performance

The following information shows each level of student performance on statewide assessments.

Math

| Level 1 | Level 2 | Level 3 | Level 4 | Level 5 |
|----------------|----------------|----------------|----------------|---------------|
| State 0-10% | State 11-20% | State 21-30% | State 31-40% | State 11-20% |
| District 12.3% | District 26.5% | District 31.4% | District 20.1% | District 9.7% |
| School 11-20% | School 21-30% | School 31-40% | School 21-30% | School 0-10% |
| Minimal | Basic | Passing | Proficient | Advanced |

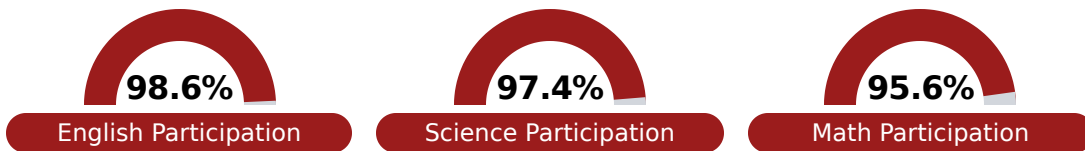
English

| Level 1 | Level 2 | Level 3 | Level 4 | Level 5 |
|-----------------|-----------------|-----------------|-----------------|----------------|
| State 8.3% | State 17.0% | State 29.7% | State 29.3% | State 15.7% |
| District 11-20% | District 21-30% | District 31-40% | District 21-30% | District 0-10% |
| School 11-20% | School 21-30% | School 31-40% | School 11-20% | School 0-10% |
| Minimal | Basic | Passing | Proficient | Advanced |

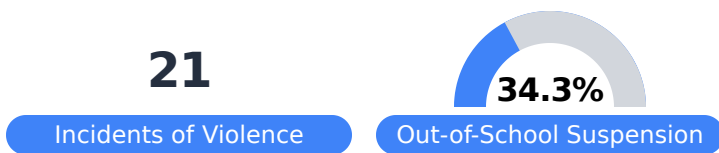
Science

| Level 1 | Level 2 | Level 3 | Level 4 | Level 5 |
|----------------|----------------|----------------|----------------|----------------|
| State 11.4% | State 11.9% | State 20.8% | State 33.6% | State 22.3% |
| District 17.7% | District 24.6% | District 20.9% | District 26.4% | District 10.5% |
| School 22.8% | School 24.2% | School 24.2% | School 23.5% | School 5.4% |
| Minimal | Basic | Passing | Proficient | Advanced |

Student Assessment Participation



Discipline



Other Data

