


## **D** Pearman Elementary School Cleveland School District

 306 MERRITT DRIVE  
Cleveland, MS 38732

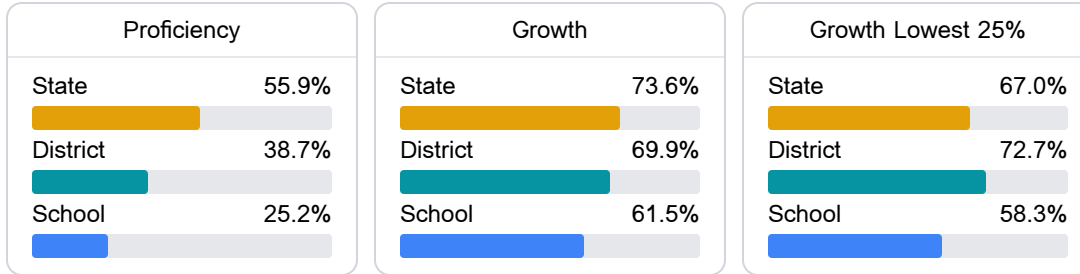
 EMILY PATTY  
epatty@cleveland.k12.ms.us

### School Accountability Grade Components

Mississippi's accountability system assigns "A" through "F" letter grades for schools and districts. Grades are based on student achievement, student growth, student participation in testing, and other academic measures.

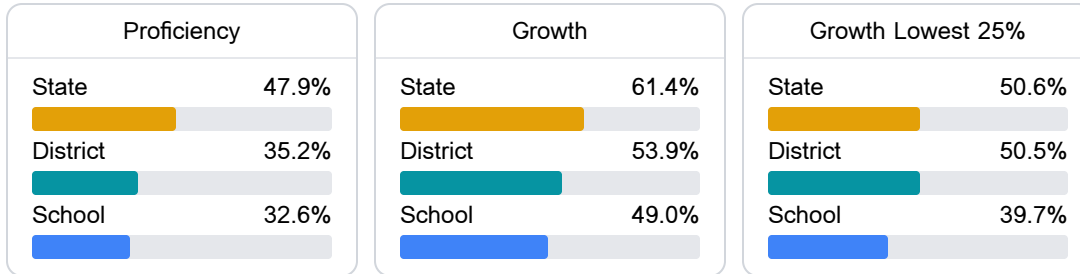
#### Math

Measurements of student performance on the statewide math assessment.



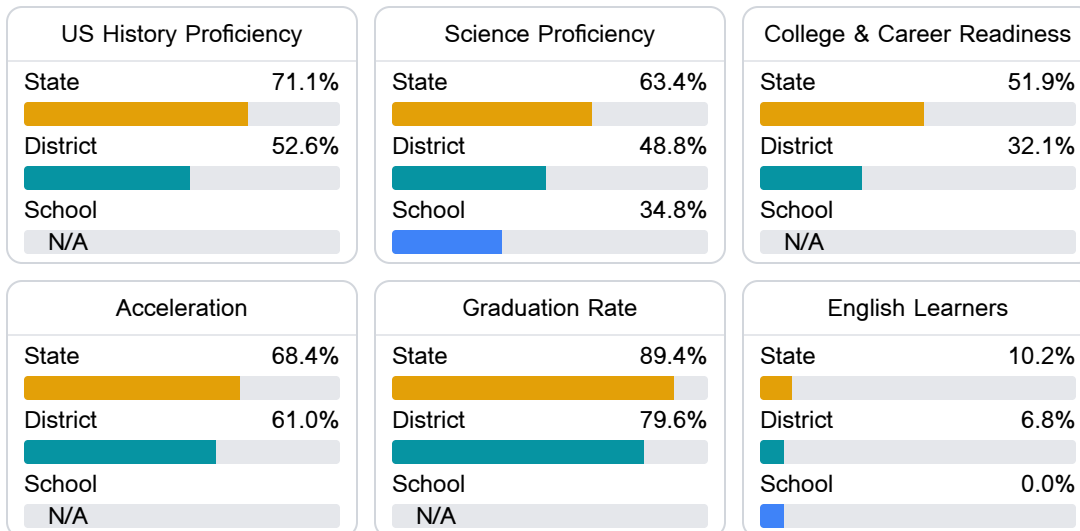
#### English

Measurements of student performance on the statewide English language arts (ELA) assessment.



#### Other Measures

Other measurements of student performance that factor into the accountability grade.



## Detailed Assessment and Other Data

### Student Performance

The following information shows each level of student performance on statewide assessments.

#### Math

Level 1		Level 2		Level 3		Level 4		Level 5	
State	0-10%	State	11-20%	State	21-30%	State	31-40%	State	11-20%
District	6.0%	District	23.0%	District	34.2%	District	28.4%	District	8.4%
School	11-20%	School	21-30%	School	31-40%	School	11-20%	School	0-10%
Minimal		Basic		Passing		Proficient		Advanced	

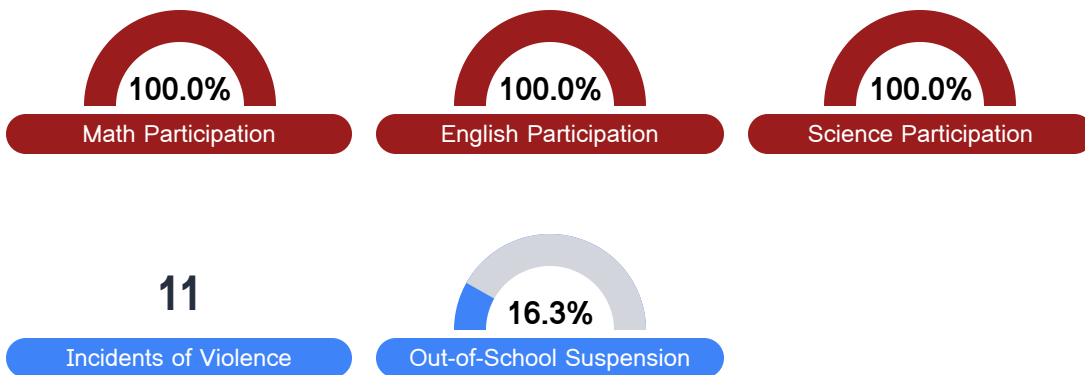
#### English

Level 1		Level 2		Level 3		Level 4		Level 5	
State	9.1%	State	17.9%	State	27.3%	State	28.8%	State	16.9%
District	13.3%	District	25.1%	District	29.4%	District	23.2%	District	9.1%
School	16.9%	School	26.6%	School	26.6%	School	24.0%	School	5.8%
Minimal		Basic		Passing		Proficient		Advanced	

#### Science

Level 1		Level 2		Level 3		Level 4		Level 5	
State	11.2%	State	11.0%	State	19.5%	State	34.8%	State	23.5%
District	16.4%	District	16.5%	District	24.5%	District	31.1%	District	11.6%
School	9.7%	School	9.7%	School	45.2%	School	22.6%	School	12.9%
Minimal		Basic		Passing		Proficient		Advanced	

### Student Assessment Participation



### Other Data



**13.0%**

Chronic Absenteeism



**\$13,389.83**

Per-Pupil Expenditure