



Parks Elementary School

Cleveland School District



1301 TERRACE ROAD
Cleveland, MS 38732



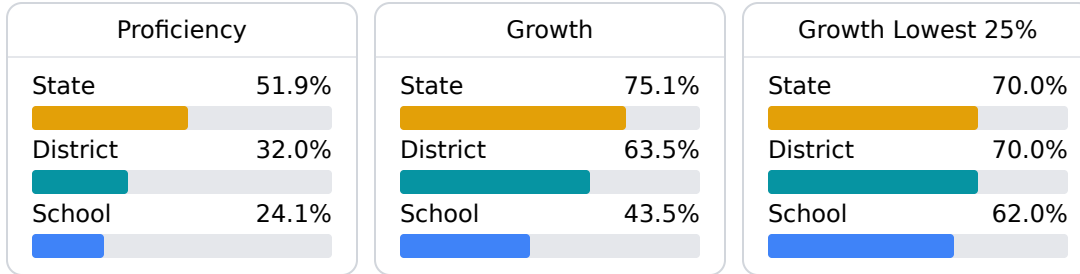
Holly Wells
hwells@cleveland.k12.ms.us

School Accountability Grade Components

Mississippi's accountability system assigns "A" through "F" letter grades for schools and districts. Grades are based on student achievement, student growth, student participation in testing, and other academic measures.

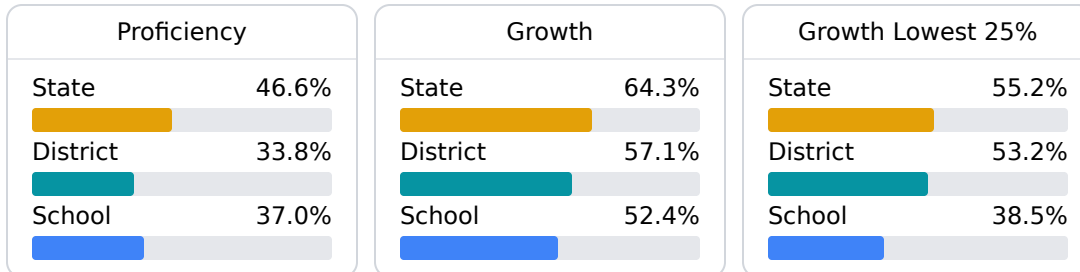
Math

Measurements of student performance on the statewide math assessment.



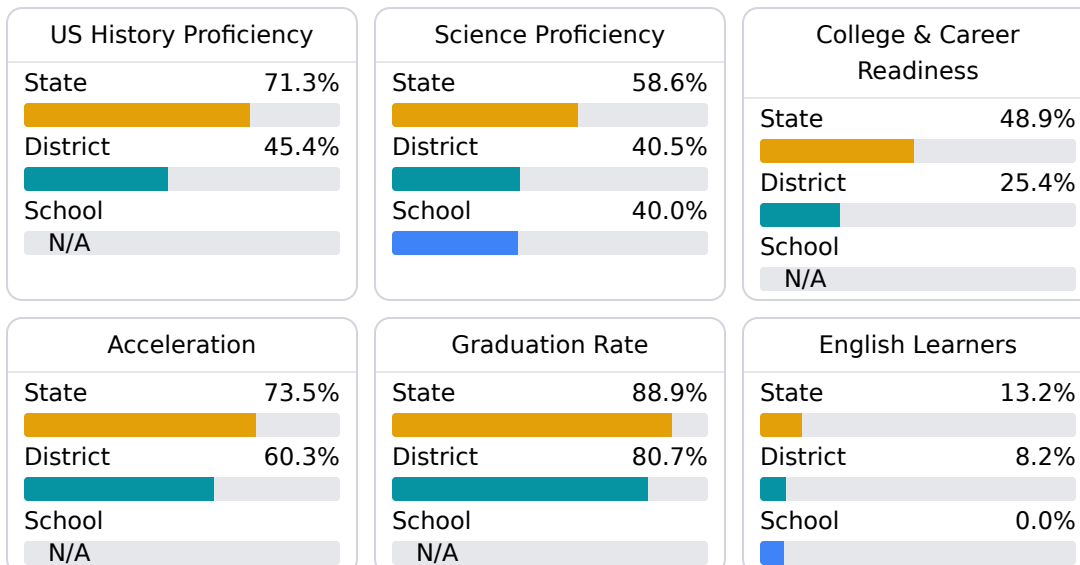
English

Measurements of student performance on the statewide English language arts (ELA) assessment.



Other Measures

Other measurements of student performance that factor into the accountability grade.



Teacher Data

16.8

Teachers



82.2%

Experienced Teachers

0.0%

Provisional Teachers

91.7%

In-Field Teachers

Detailed Assessment and Other Data

Student Performance

The following information shows each level of student performance on statewide assessments.

Math

Level 1	Level 2	Level 3	Level 4	Level 5
State 0-10%	State 11-20%	State 21-30%	State 31-40%	State 11-20%
District 9.4%	District 27.1%	District 33.9%	District 22.1%	District 7.4%
School 11-20%	School 31-40%	School 31-40%	School 11-20%	School 0-10%
Minimal	Basic	Passing	Proficient	Advanced

English

Level 1	Level 2	Level 3	Level 4	Level 5
State 8.3%	State 17.0%	State 29.7%	State 29.3%	State 15.7%
District 12.0%	District 24.6%	District 32.3%	District 22.4%	District 8.8%
School 16.1%	School 27.1%	School 23.7%	School 26.3%	School 6.8%
Minimal	Basic	Passing	Proficient	Advanced

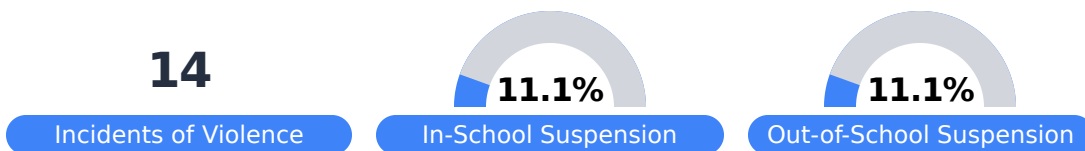
Science

Level 1	Level 2	Level 3	Level 4	Level 5
State 11.4%	State 11.9%	State 20.8%	State 33.6%	State 22.3%
District 20.0%	District 17.8%	District 26.2%	District 29.6%	District 6.5%
School 9.4%	School 28.1%	School 28.1%	School 34.4%	School N/A
Minimal	Basic	Passing	Proficient	Advanced

Student Assessment Participation



Discipline



Other Data



32.8%

Chronic Absenteeism



\$13,360.20

Per-Pupil Expenditure