



Cleveland Central High School

Cleveland School District



300 W. SUNFLOWER ST
Cleveland, MS 38732



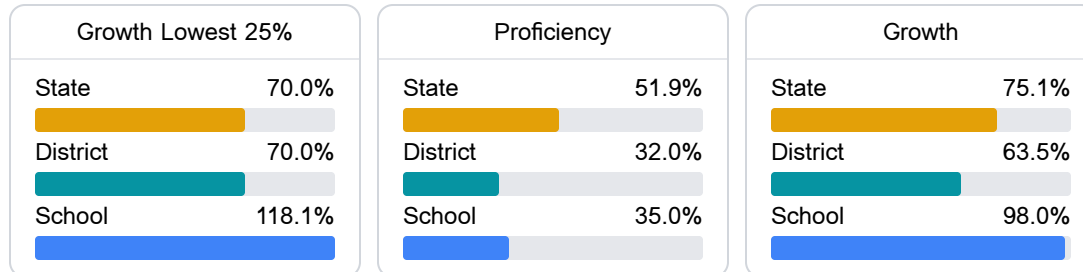
Ashondra Johnson
adjohnson@cleveland.k12.ms.us

School Accountability Grade Components

Mississippi's accountability system assigns "A" through "F" letter grades for schools and districts. Grades are based on student achievement, student growth, student participation in testing, and other academic measures.

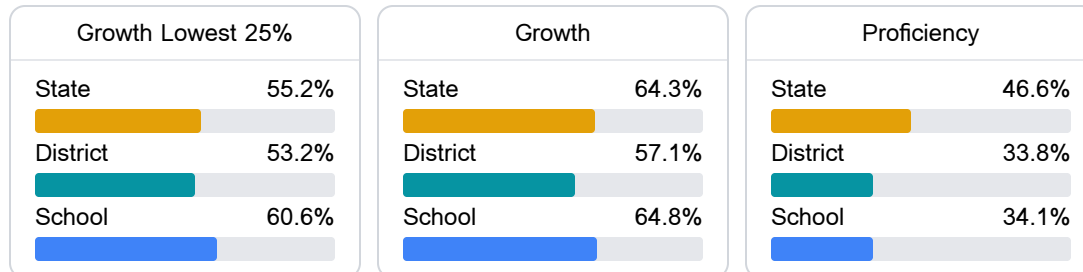
Math

Measurements of student performance on the statewide math assessment.



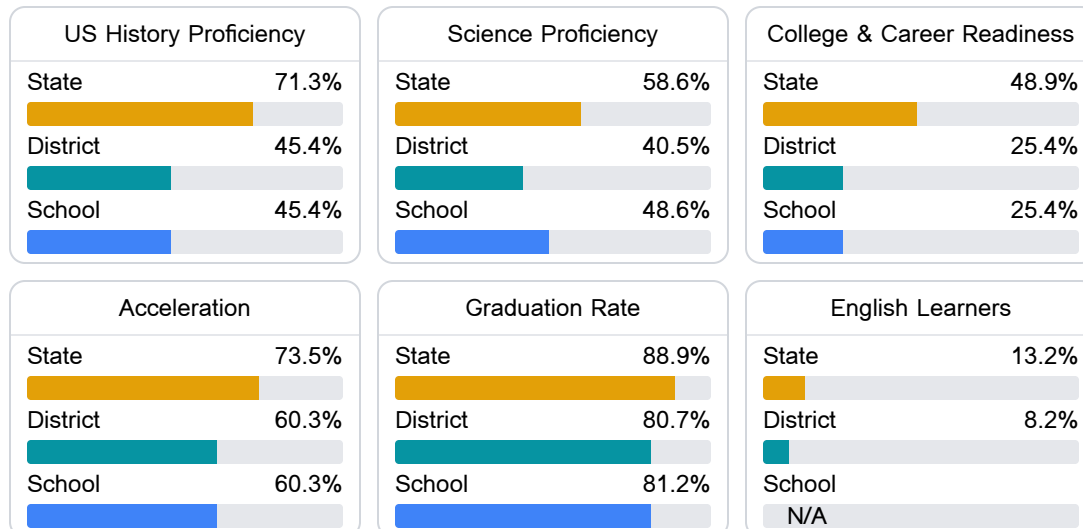
English

Measurements of student performance on the statewide English language arts (ELA) assessment.



Other Measures

Other measurements of student performance that factor into the accountability grade.



Teacher Data

52.5

Teachers



73.5%

Experienced Teachers

14.7%

Provisional Teachers

90.8%

In-Field Teachers

Detailed Assessment and Other Data

Student Performance

The following information shows each level of student performance on statewide assessments.

Math

Level 1		Level 2		Level 3		Level 4		Level 5	
State	0-10%	State	11-20%	State	21-30%	State	31-40%	State	11-20%
District	9.4%	District	27.1%	District	33.9%	District	22.1%	District	7.4%
School	0-10%	School	11-20%	School	51-60%	School	21-30%	School	0-10%
Minimal		Basic		Passing		Proficient		Advanced	

English

Level 1		Level 2		Level 3		Level 4		Level 5	
State	8.3%	State	17.0%	State	29.7%	State	29.3%	State	15.7%
District	12.0%	District	24.6%	District	32.3%	District	22.4%	District	8.8%
School	7.7%	School	29.6%	School	35.4%	School	15.4%	School	11.9%
Minimal		Basic		Passing		Proficient		Advanced	

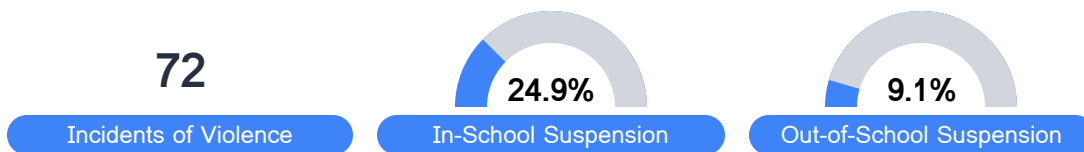
Science

Level 1		Level 2		Level 3		Level 4		Level 5	
State	11.4%	State	11.9%	State	20.8%	State	33.6%	State	22.3%
District	20.0%	District	17.8%	District	26.2%	District	29.6%	District	6.5%
School	19.8%	School	16.3%	School	25.8%	School	31.4%	School	6.8%
Minimal		Basic		Passing		Proficient		Advanced	

Student Assessment Participation



Discipline



Other Data



44.2 %

Chronic Absenteeism



\$12,882.47

Per-Pupil Expenditure



39.5 %

Post-Secondary Enrollment



39.0%

Advanced Course Participation