



D.M. Smith Elementary

Cleveland School District



715 MARTIN LUTHER KING DR
Cleveland, MS 38732



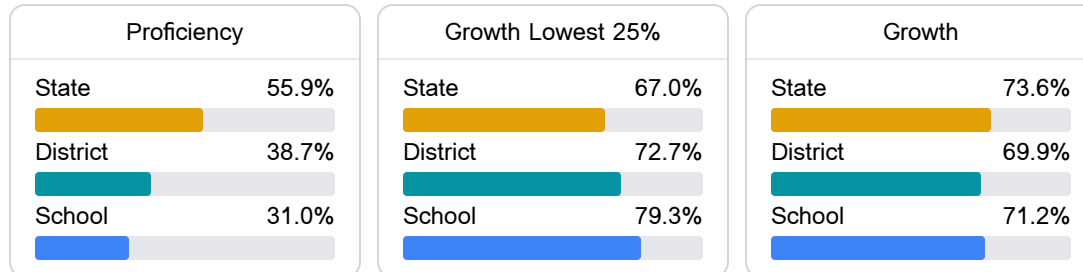
Rasheda Barksdale
rbarksdale@cleveland.k12.ms.us

School Accountability Grade Components

Mississippi's accountability system assigns "A" through "F" letter grades for schools and districts. Grades are based on student achievement, student growth, student participation in testing, and other academic measures.

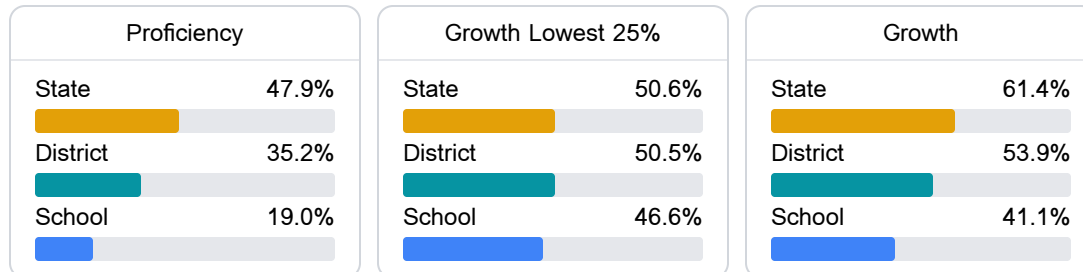
Math

Measurements of student performance on the statewide math assessment.



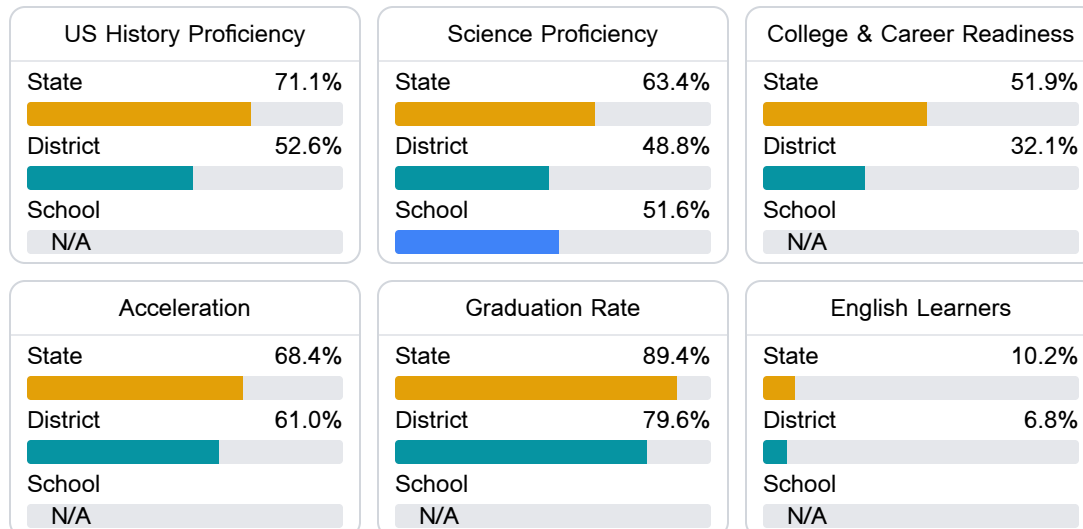
English

Measurements of student performance on the statewide English language arts (ELA) assessment.



Other Measures

Other measurements of student performance that factor into the accountability grade.



Teacher Data

21.9

Teachers



58.9%

Experienced Teachers

4.6%

Provisional Teachers

100.0%

In-Field Teachers

Detailed Assessment and Other Data

Student Performance

The following information shows each level of student performance on statewide assessments.

Math

Level 1		Level 2		Level 3		Level 4		Level 5	
State	0-10%	State	11-20%	State	21-30%	State	31-40%	State	11-20%
District	6.0%	District	23.0%	District	34.2%	District	28.4%	District	8.4%
School	0-10%	School	21-30%	School	31-40%	School	21-30%	School	0-10%
Minimal		Basic		Passing		Proficient		Advanced	

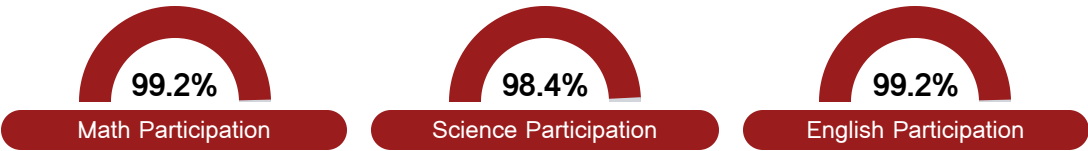
English

Level 1		Level 2		Level 3		Level 4		Level 5	
State	9.1%	State	17.9%	State	27.3%	State	28.8%	State	16.9%
District	13.3%	District	25.1%	District	29.4%	District	23.2%	District	9.1%
School	21-30%	School	31-40%	School	21-30%	School	11-20%	School	0-10%
Minimal		Basic		Passing		Proficient		Advanced	

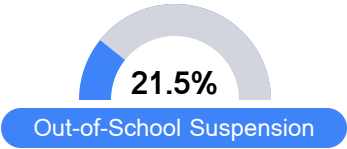
Science

Level 1		Level 2		Level 3		Level 4		Level 5	
State	11.2%	State	11.0%	State	19.5%	State	34.8%	State	23.5%
District	16.4%	District	16.5%	District	24.5%	District	31.1%	District	11.6%
School	9.7%	School	12.9%	School	29.0%	School	35.5%	School	12.9%
Minimal		Basic		Passing		Proficient		Advanced	

Student Assessment Participation



Discipline



Other Data

