

Hickory Flat Attendance Center

Benton County School District

26 Rebel Dr.
Hickory Flat, MS 38633

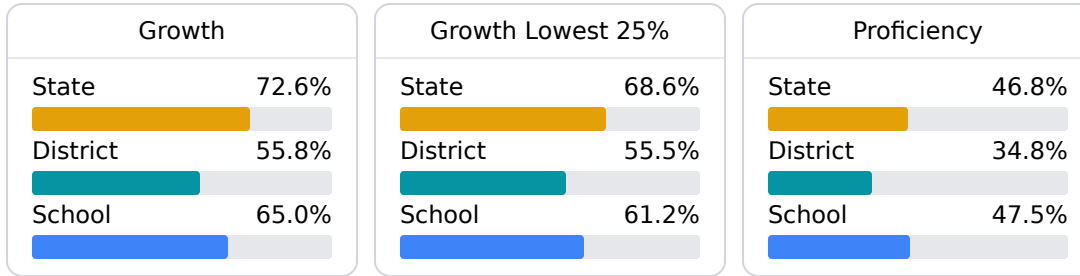
Corey Burt
cburt@benton.k12.ms.us

School Accountability Grade Components

Mississippi's accountability system assigns "A" through "F" letter grades for schools and districts. Grades are based on student achievement, student growth, student participation in testing, and other academic measures. COVID - 19 pandemic disruptions continue to be reflected in 2021 - 2022 accountability data, particularly growth data.

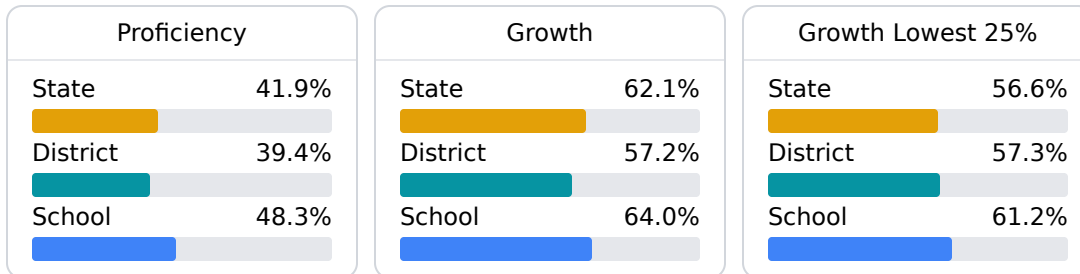
Math

Measurements of student performance on the statewide math assessment.



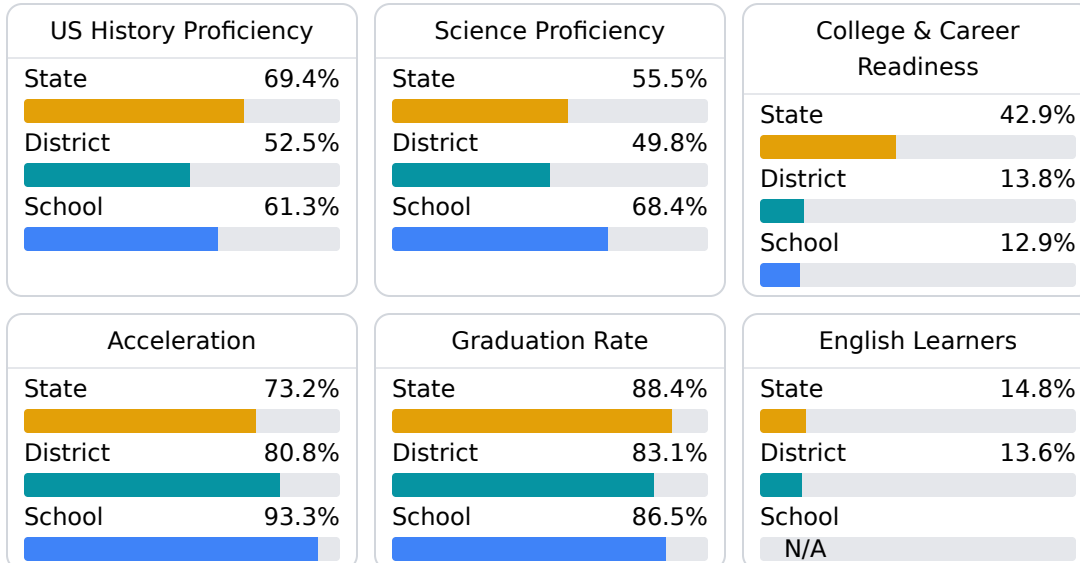
English

Measurements of student performance on the statewide English language arts (ELA) assessment.



Other Measures

Other measurements of student performance that factor into the accountability grade.



Teacher Data

45.5

Teachers



71.1%

Experienced Teachers

11.5%

Provisional Teachers

89.8%

In-Field Teachers

Detailed Assessment and Other Data

Student Performance

The following information shows each level of student performance on statewide assessments.

Math

Level 1		Level 2		Level 3		Level 4		Level 5	
State	7.0%	State	19.3%	State	27.3%	State	31.5%	State	15.0%
District	6.9%	District	25.9%	District	33.8%	District	26.7%	District	6.7%
School	0-10%	School	11-20%	School	31-40%	School	31-40%	School	0-10%
Minimal		Basic		Passing		Proficient		Advanced	

English

Level 1		Level 2		Level 3		Level 4		Level 5	
State	8.6%	State	18.9%	State	31.3%	State	29.1%	State	12.1%
District	8.8%	District	15.5%	District	37.6%	District	29.6%	District	8.6%
School	6.0%	School	12.1%	School	34.9%	School	34.5%	School	12.5%
Minimal		Basic		Passing		Proficient		Advanced	

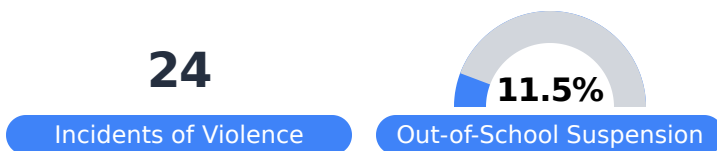
Science

Level 1		Level 2		Level 3		Level 4		Level 5	
State	11.0%	State	12.4%	State	22.5%	State	34.7%	State	19.4%
District	16.2%	District	11.9%	District	25.7%	District	34.8%	District	11.4%
School	0-10%	School	0-10%	School	21-30%	School	41-50%	School	11-20%
Minimal		Basic		Passing		Proficient		Advanced	

Student Assessment Participation



Discipline



Other Data



29.5%

Chronic Absenteeism



\$12,315.82

Per-Pupil Expenditure



79.2%

Post-Secondary Enrollment



37.4%

Advanced Course Participation