



Kosciusko Upper Elementary

Kosciusko School District



120 4th Avenue
Kosciusko, MS 39090



Logan Cheek
logan.cheek@kosciuskoschools.com

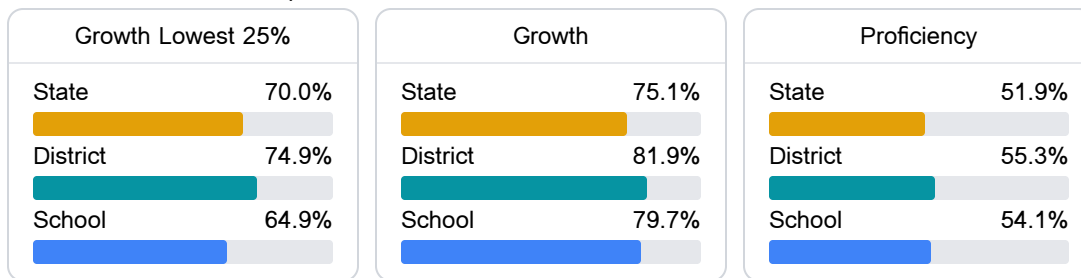
Identified for **Comprehensive Support and Improvement**

School Accountability Grade Components

Mississippi's accountability system assigns "A" through "F" letter grades for schools and districts. Grades are based on student achievement, student growth, student participation in testing, and other academic measures.

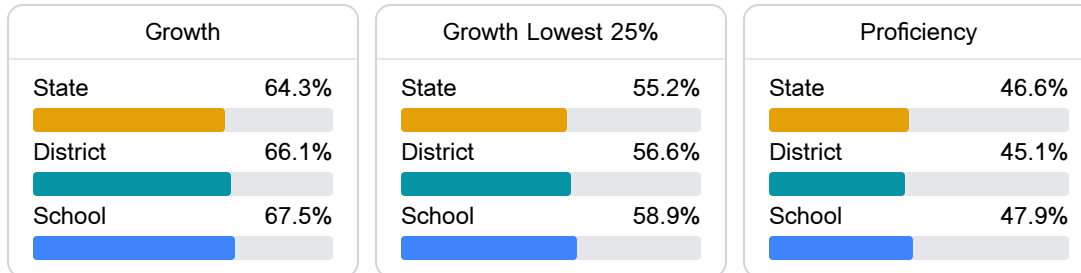
Math

Measurements of student performance on the statewide math assessment.



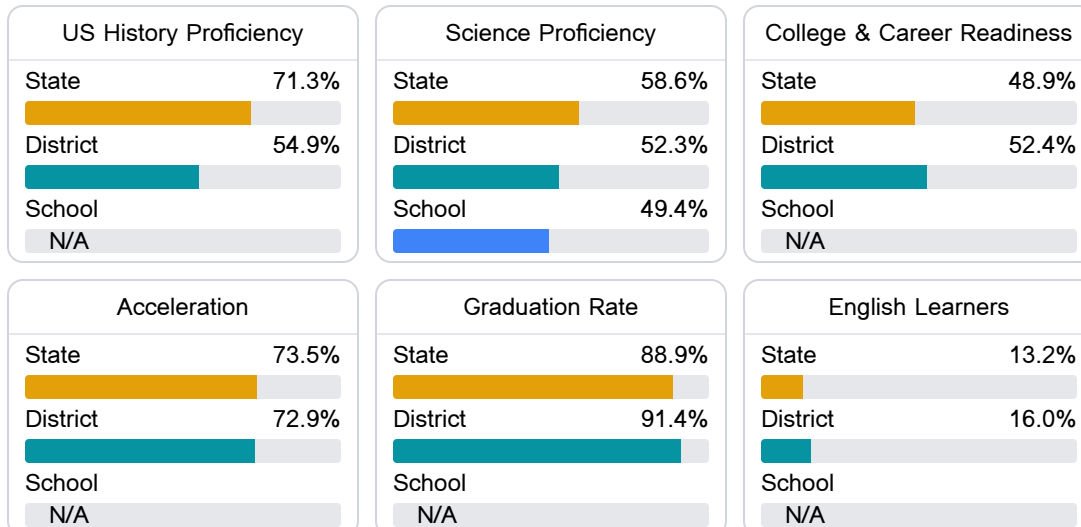
English

Measurements of student performance on the statewide English language arts (ELA) assessment.



Other Measures

Other measurements of student performance that factor into the accountability grade.



Teacher Data

23.5

Teachers



87.9%

Experienced Teachers

4.3%

Provisional Teachers

89.4%

In-Field Teachers

Detailed Assessment and Other Data

Student Performance

The following information shows each level of student performance on statewide assessments.

Math

| Level 1 | | Level 2 | | Level 3 | | Level 4 | | Level 5 | |
|----------|-------|----------|--------|----------|--------|------------|--------|----------|--------|
| State | 0-10% | State | 11-20% | State | 21-30% | State | 31-40% | State | 11-20% |
| District | 0-10% | District | 11-20% | District | 21-30% | District | 31-40% | District | 11-20% |
| School | 7.5% | School | 12.0% | School | 27.1% | School | 31.5% | School | 21.9% |
| Minimal | | Basic | | Passing | | Proficient | | Advanced | |


English

| Level 1 | | Level 2 | | Level 3 | | Level 4 | | Level 5 | |
|----------|------|----------|-------|----------|-------|------------|-------|----------|-------|
| State | 8.3% | State | 17.0% | State | 29.7% | State | 29.3% | State | 15.7% |
| District | 9.0% | District | 17.3% | District | 30.3% | District | 28.7% | District | 14.8% |
| School | 9.6% | School | 16.1% | School | 26.4% | School | 37.7% | School | 10.3% |
| Minimal | | Basic | | Passing | | Proficient | | Advanced | |

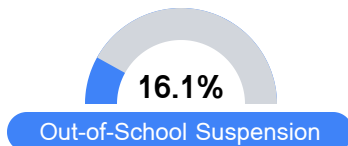
Science

| Level 1 | | Level 2 | | Level 3 | | Level 4 | | Level 5 | |
|----------|-------|----------|-------|----------|-------|------------|-------|----------|-------|
| State | 11.4% | State | 11.9% | State | 20.8% | State | 33.6% | State | 22.3% |
| District | 16.0% | District | 15.2% | District | 23.9% | District | 30.8% | District | 14.1% |
| School | 11.0% | School | 14.9% | School | 24.0% | School | 37.0% | School | 13.0% |
| Minimal | | Basic | | Passing | | Proficient | | Advanced | |

Student Assessment Participation



Discipline



Other Data



17.6%

Chronic Absenteeism



\$10,616.36

Per-Pupil Expenditure