



## Kosciusko Senior High School

Kosciusko School District



415 Veterans Memorial Drive  
Kosciusko, MS 39090



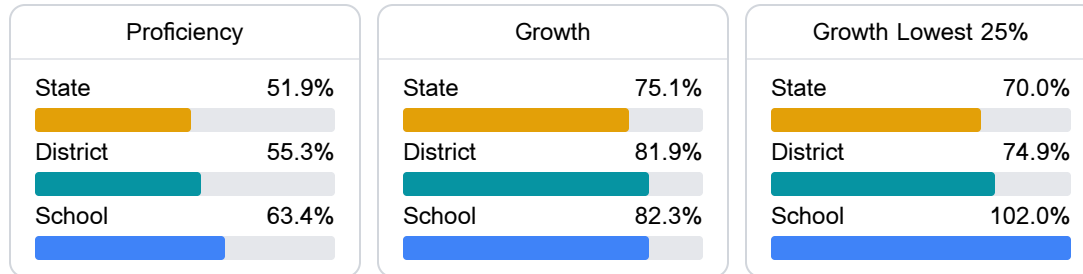
MACY WILBANKS  
[macy.wilbanks@kosciuskoschools.com](mailto:macy.wilbanks@kosciuskoschools.com)

### School Accountability Grade Components

Mississippi's accountability system assigns "A" through "F" letter grades for schools and districts. Grades are based on student achievement, student growth, student participation in testing, and other academic measures.

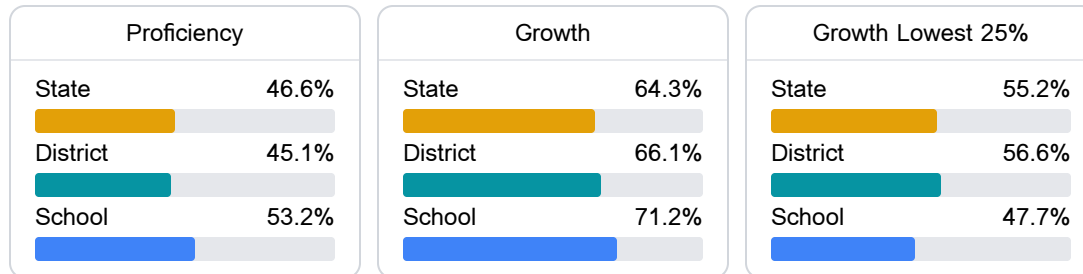
#### Math

Measurements of student performance on the statewide math assessment.



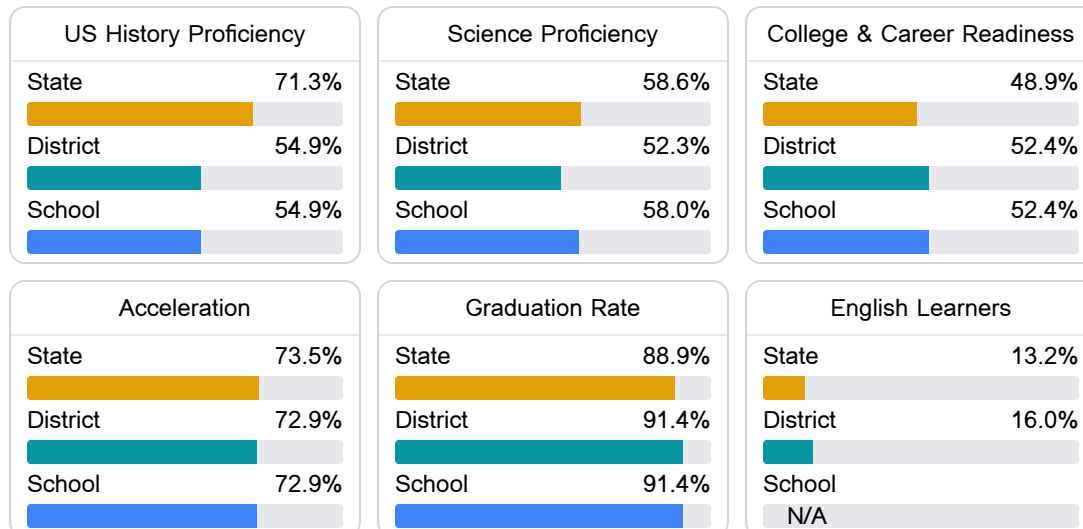
#### English

Measurements of student performance on the statewide English language arts (ELA) assessment.



#### Other Measures

Other measurements of student performance that factor into the accountability grade.



### Teacher Data

41.2

Teachers



79.2%

Experienced Teachers

7.3%

Provisional Teachers

97.6%

In-Field Teachers

## Detailed Assessment and Other Data

## Student Performance

The following information shows each level of student performance on statewide assessments.

## Math

Level 1		Level 2		Level 3		Level 4		Level 5	
State	0-10%	State	11-20%	State	21-30%	State	31-40%	State	11-20%
District	0-10%	District	11-20%	District	21-30%	District	31-40%	District	11-20%
School	0-10%	School	0-10%	School	31-40%	School	51-60%	School	0-10%
Minimal		Basic		Passing		Proficient		Advanced	

## English

Level 1		Level 2		Level 3		Level 4		Level 5	
State	8.3%	State	17.0%	State	29.7%	State	29.3%	State	15.7%
District	9.0%	District	17.3%	District	30.3%	District	28.7%	District	14.8%
School	11.9%	School	20.2%	School	23.2%	School	26.2%	School	18.5%
Minimal		Basic		Passing		Proficient		Advanced	

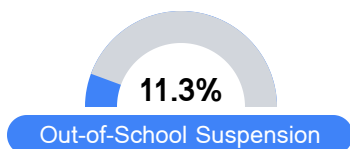
## Science

Level 1		Level 2		Level 3		Level 4		Level 5	
State	11.4%	State	11.9%	State	20.8%	State	33.6%	State	22.3%
District	16.0%	District	15.2%	District	23.9%	District	30.8%	District	14.1%
School	19.5%	School	19.1%	School	21.9%	School	25.6%	School	14.0%
Minimal		Basic		Passing		Proficient		Advanced	

## Student Assessment Participation



## Discipline



## Other Data



18.6%

Chronic Absenteeism



\$15,367.79

Per-Pupil Expenditure



62.0%

Post-Secondary Enrollment



50.5%

Advanced Course Participation