



## Kosciusko Senior High School

Kosciusko School District



415 Veterans Memorial Drive  
Kosciusko, MS 39090



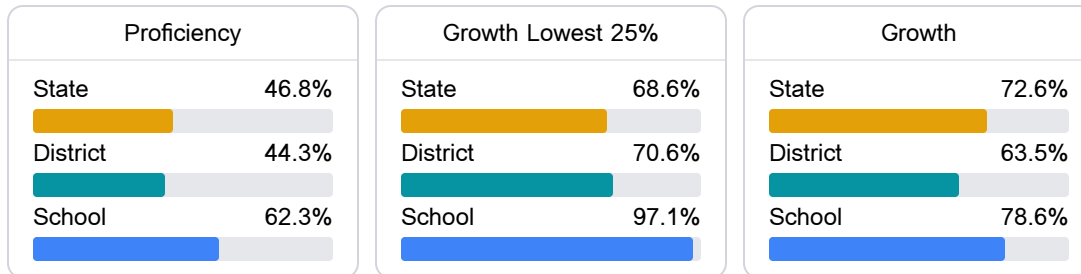
Henry Coats  
[henry.coats@kosciuskoschools.com](mailto:henry.coats@kosciuskoschools.com)

### School Accountability Grade Components

Mississippi's accountability system assigns "A" through "F" letter grades for schools and districts. Grades are based on student achievement, student growth, student participation in testing, and other academic measures. COVID - 19 pandemic disruptions continue to be reflected in 2021 - 2022 accountability data, particularly growth data.

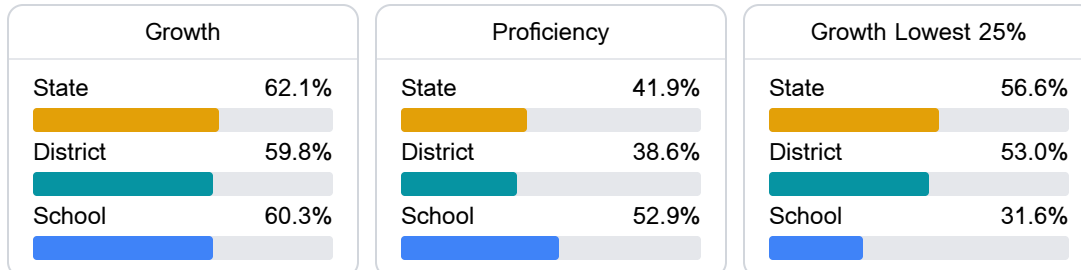
#### Math

Measurements of student performance on the statewide math assessment.



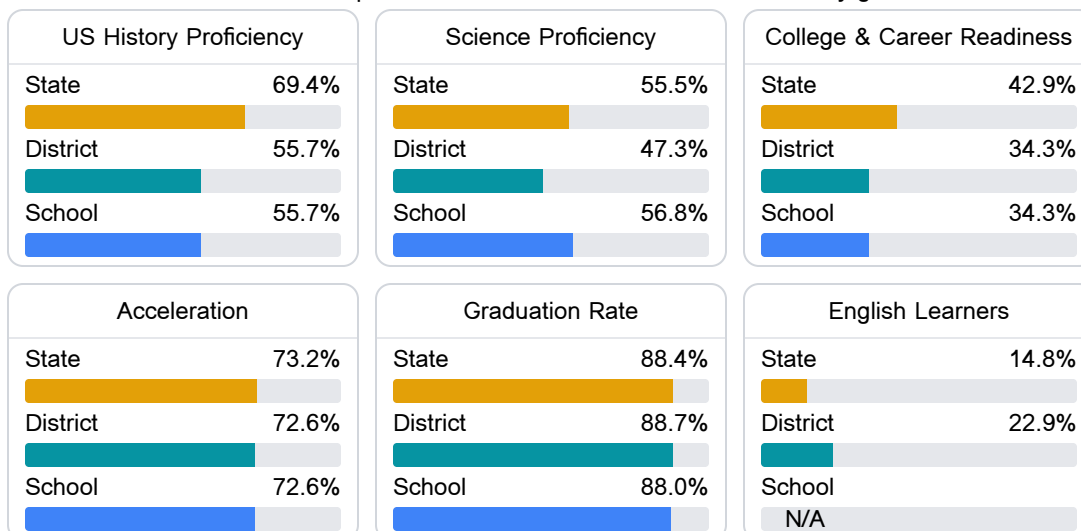
#### English

Measurements of student performance on the statewide English language arts (ELA) assessment.



#### Other Measures

Other measurements of student performance that factor into the accountability grade.



### Teacher Data

40.2

Teachers



82.3%

Experienced Teachers

3.2%

Provisional Teachers

98.9%

In-Field Teachers

## Detailed Assessment and Other Data

## Student Performance

The following information shows each level of student performance on statewide assessments.

## Math

Level 1		Level 2		Level 3		Level 4		Level 5	
State	7.0%	State	19.3%	State	27.3%	State	31.5%	State	15.0%
District	7.2%	District	19.8%	District	30.6%	District	31.3%	District	11.2%
School	0-10%	School	0-10%	School	41-50%	School	41-50%	School	0-10%
Minimal		Basic		Passing		Proficient		Advanced	

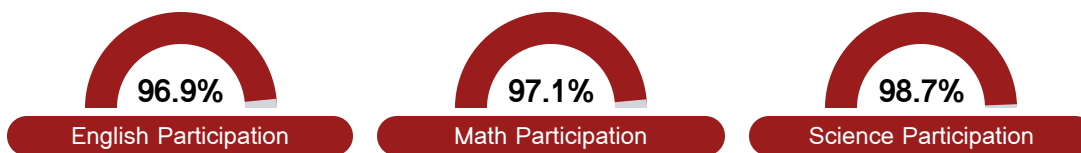
## English

Level 1		Level 2		Level 3		Level 4		Level 5	
State	8.6%	State	18.9%	State	31.3%	State	29.1%	State	12.1%
District	11.6%	District	19.9%	District	30.8%	District	27.6%	District	10.2%
School	5.7%	School	17.7%	School	24.1%	School	36.7%	School	15.8%
Minimal		Basic		Passing		Proficient		Advanced	

## Science

Level 1		Level 2		Level 3		Level 4		Level 5	
State	11.0%	State	12.4%	State	22.5%	State	34.7%	State	19.4%
District	14.2%	District	12.6%	District	27.6%	District	28.5%	District	17.1%
School	11.5%	School	11.5%	School	21.8%	School	32.7%	School	22.4%
Minimal		Basic		Passing		Proficient		Advanced	

## Student Assessment Participation



## Discipline



## Other Data



32.5 %

Chronic Absenteeism



\$10,610.87

Per-Pupil Expenditure



80.0 %

Post-Secondary Enrollment



54.4%

Advanced Course Participation