



Kosciusko Senior High School

Kosciusko School District



415 Veterans Memorial Drive
Kosciusko, MS 39090



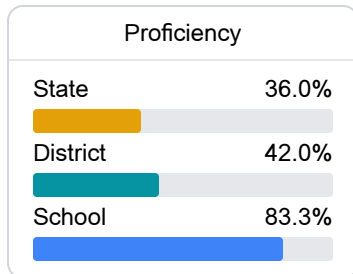
Henry Coats
henry.coats@kosciuskoschools.com

School Accountability Grade Components

Mississippi's accountability system assigns "A" through "F" letter grades for schools and districts. Grades are based on student achievement, student growth, student participation in testing, and other academic measures. COVID - 19 pandemic disruptions continue to be reflected in 2021 - 2022 accountability data, particularly growth data.

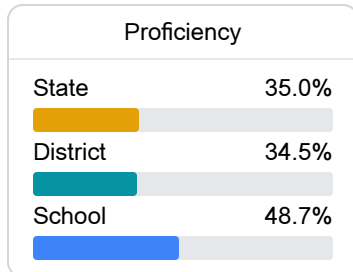
Math

Measurements of student performance on the statewide math assessment.



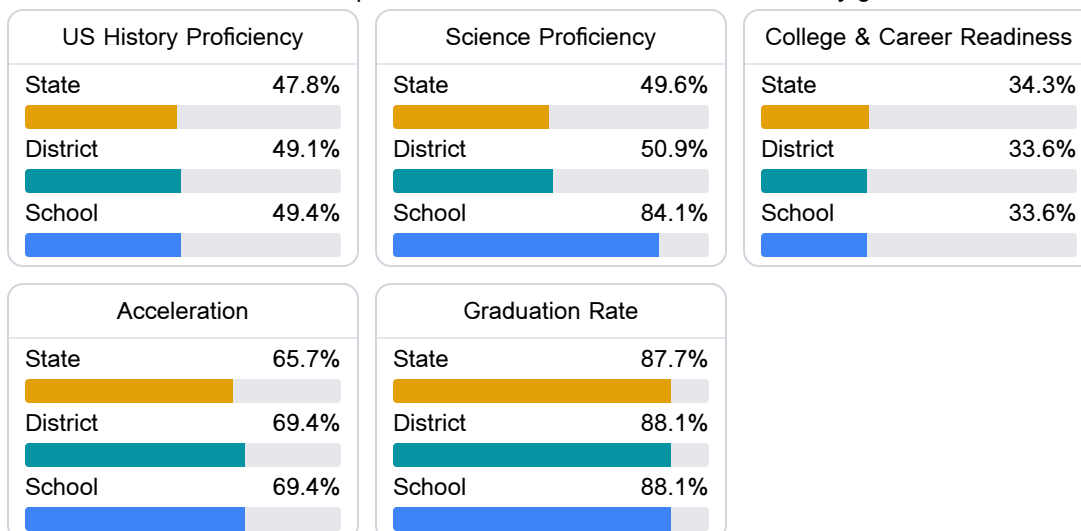
English

Measurements of student performance on the statewide English language arts (ELA) assessment.



Other Measures

Other measurements of student performance that factor into the accountability grade.



Teacher Data

40.8

Teachers



85.0%

Experienced Teachers

6.2%

Provisional Teachers

95.5%

In-Field Teachers

Detailed Assessment and Other Data

Student Performance

The following information shows each level of student performance on statewide assessments.

Math

Level 1		Level 2		Level 3		Level 4		Level 5	
State	11.6%	State	24.2%	State	29.5%	State	24.8%	State	9.9%
District	9.2%	District	23.1%	District	30.8%	District	24.9%	District	12.0%
School	0-10%	School	21-30%	School	51-60%	School	11-20%	School	N/A
Minimal		Basic		Passing		Proficient		Advanced	

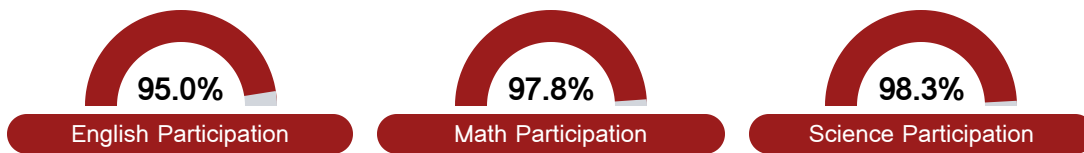
English

Level 1		Level 2		Level 3		Level 4		Level 5	
State	10.8%	State	23.1%	State	31.8%	State	24.6%	State	9.7%
District	9.6%	District	23.1%	District	33.3%	District	25.5%	District	8.4%
School	0-10%	School	11-20%	School	21-30%	School	31-40%	School	11-20%
Minimal		Basic		Passing		Proficient		Advanced	

Science

Level 1		Level 2		Level 3		Level 4		Level 5	
State	13.8%	State	14.5%	State	23.4%	State	32.7%	State	15.7%
District	11.3%	District	15.5%	District	28.1%	District	32.3%	District	12.8%
School	12.2%	School	18.9%	School	26.2%	School	32.3%	School	10.4%
Minimal		Basic		Passing		Proficient		Advanced	

Student Assessment Participation



Discipline



* Source: 2017-2018 Civil Rights Data Collection

Other Data



27.0 %

Chronic Absenteeism



\$9,868.11

Per-Pupil Expenditure



71.4 %

Post-Secondary Enrollment



68.3%

Advanced Course Participation