



Kosciusko Senior High School

Kosciusko School District



415 Veterans Memorial Drive
Kosciusko, MS 39090



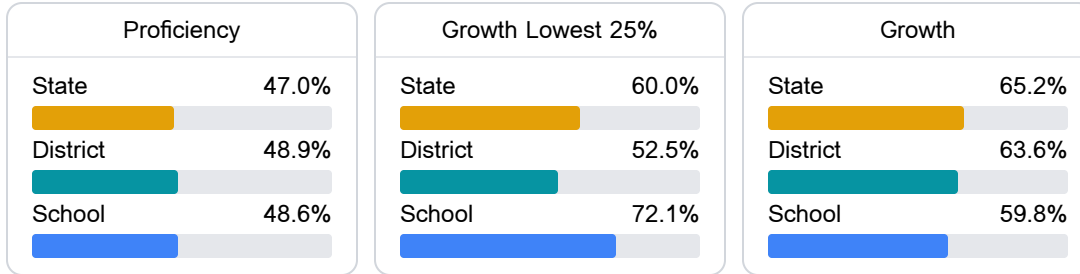
Henry Coats
henry.coats@kosciuskoschools.com

School Accountability Grade Components

Mississippi's accountability system assigns "A" through "F" letter grades for schools and districts. Grades are based on student achievement, student growth, student participation in testing, and other academic measures.

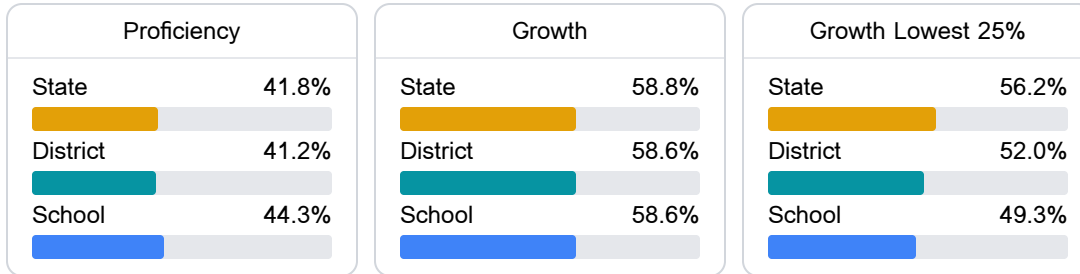
Math

Measurements of student performance on the statewide math assessment.



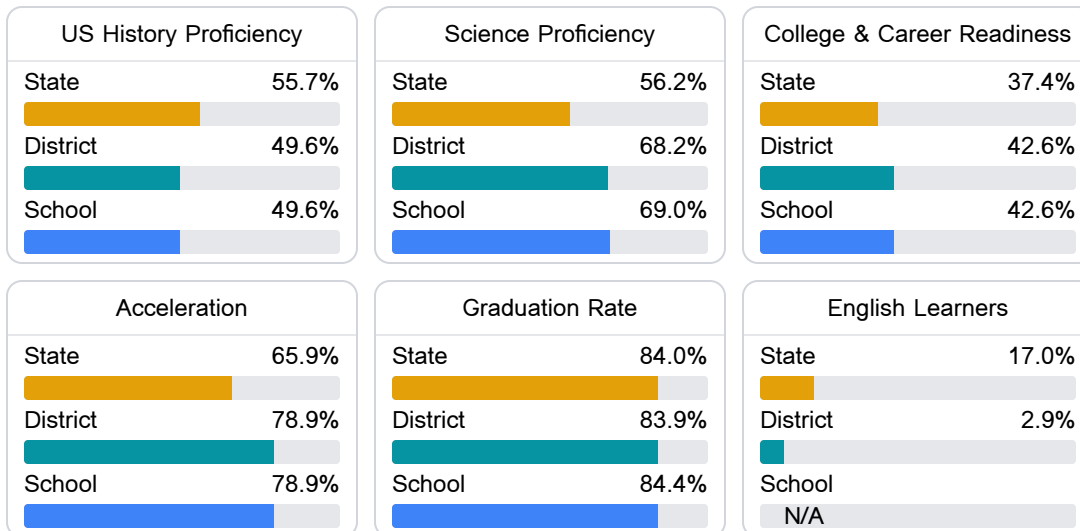
English

Measurements of student performance on the statewide English language arts (ELA) assessment.



Other Measures

Other measurements of student performance that factor into the accountability grade.



Teacher Data

43.7

Teachers



80.1%

Experienced Teachers

10.0%

Provisional Teachers

95.2%

In-Field Teachers

Detailed Assessment and Other Data

Student Performance

The following information shows each level of student performance on statewide assessments.

Math

Level 1		Level 2		Level 3		Level 4		Level 5	
State	5.6%	State	17.7%	State	31.2%	State	31.3%	State	14.1%
District	0-10%	District	11-20%	District	31-40%	District	21-30%	District	11-20%
School	0-10%	School	11-20%	School	41-50%	School	31-40%	School	0-10%
Minimal		Basic		Passing		Proficient		Advanced	

English

Level 1		Level 2		Level 3		Level 4		Level 5	
State	6.8%	State	19.6%	State	33.5%	State	28.9%	State	11.2%
District	5.3%	District	18.9%	District	36.1%	District	27.9%	District	11.8%
School	9.3%	School	16.1%	School	38.3%	School	20.4%	School	16.1%
Minimal		Basic		Passing		Proficient		Advanced	

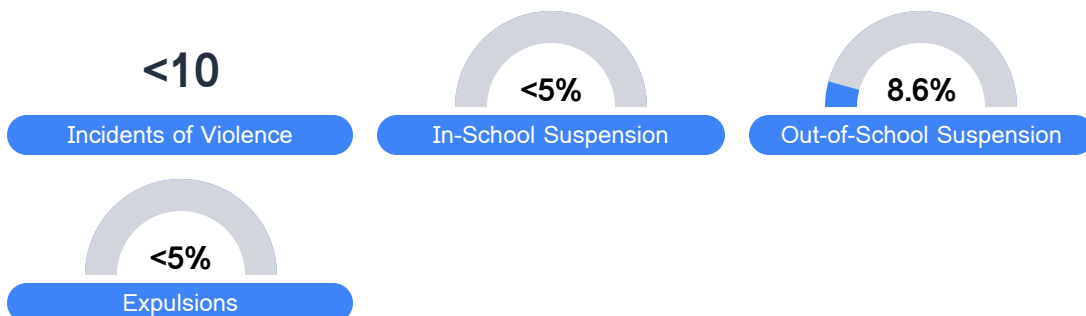
Science

Level 1		Level 2		Level 3		Level 4		Level 5	
State	10.3%	State	13.6%	State	23.4%	State	36.0%	State	16.7%
District	6.1%	District	11.6%	District	24.0%	District	44.3%	District	14.0%
School	7.1%	School	13.2%	School	24.4%	School	45.2%	School	10.2%
Minimal		Basic		Passing		Proficient		Advanced	

Student Assessment Participation



Discipline



* Source: 2017-2018 Civil Rights Data Collection

Other Data



17.6%

Chronic Absenteeism



\$8,439.60

Per-Pupil Expenditure



73.5%

Post-Secondary Enrollment



62.2%

Advanced Course Participation