



## Kosciusko Lower Elementary

Kosciusko School District



109 Veterans Memorial Drive  
Kosciusko, MS 39090



MICHELLE NOWELL  
[michelle.nowell@kosciuskoschools.com](mailto:michelle.nowell@kosciuskoschools.com)

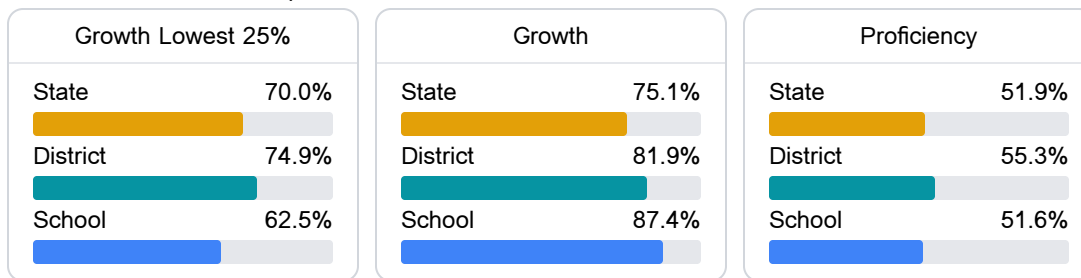
Identified for **Targeted Support and Improvement**

### School Accountability Grade Components

Mississippi's accountability system assigns "A" through "F" letter grades for schools and districts. Grades are based on student achievement, student growth, student participation in testing, and other academic measures.

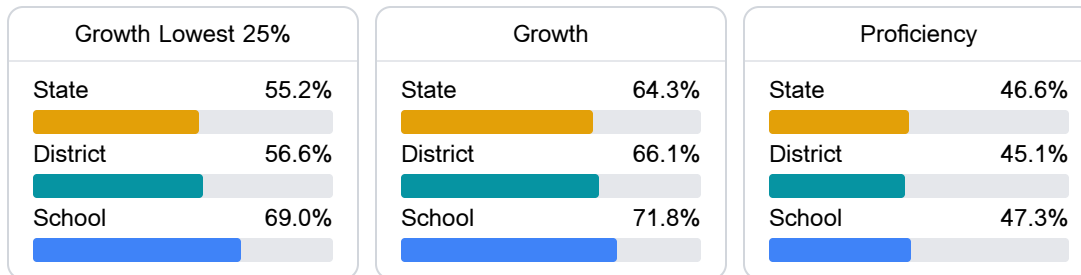
#### Math

Measurements of student performance on the statewide math assessment.



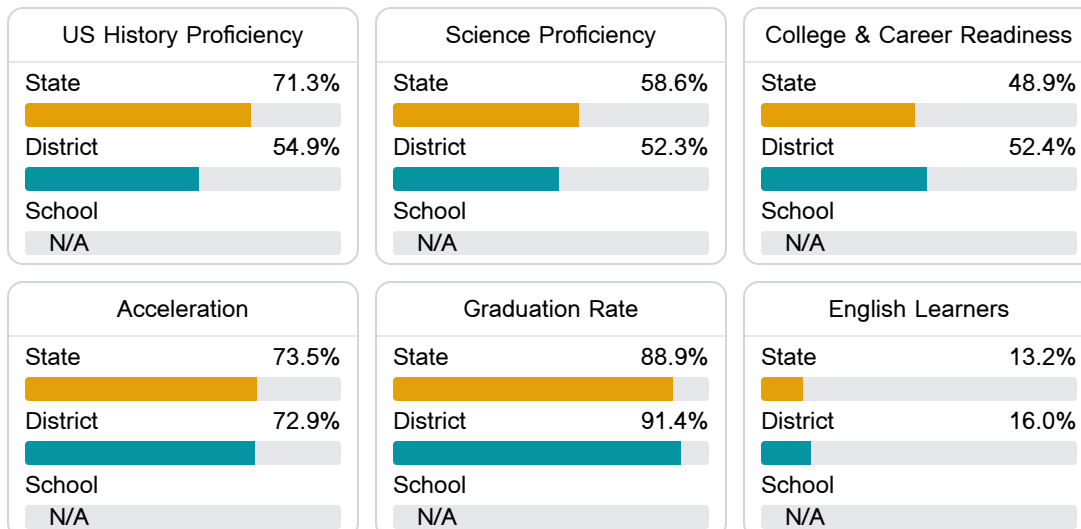
#### English

Measurements of student performance on the statewide English language arts (ELA) assessment.



#### Other Measures

Other measurements of student performance that factor into the accountability grade.



### Teacher Data

31.2

Teachers



73.0%

Experienced Teachers

3.2%

Provisional Teachers

100.0%











In-Field Teachers

## Detailed Assessment and Other Data











## Student Performance

The following information shows each level of student performance on statewide assessments.











## Math

Level 1		Level 2		Level 3		Level 4		Level 5	
State	0-10%	State	11-20%	State	21-30%	State	31-40%	State	11-20%
									
District	0-10%	District	11-20%	District	21-30%	District	31-40%	District	11-20%
									
School		School		School		School		School	
N/A		N/A		N/A		N/A		N/A	
Minimal		Basic		Passing		Proficient		Advanced	


## English

Level 1		Level 2		Level 3		Level 4		Level 5	
State	8.3%	State	17.0%	State	29.7%	State	29.3%	State	15.7%
									
District	9.0%	District	17.3%	District	30.3%	District	28.7%	District	14.8%
									
School		School		School		School		School	
N/A		N/A		N/A		N/A		N/A	
Minimal		Basic		Passing		Proficient		Advanced	

## Science

Level 1		Level 2		Level 3		Level 4		Level 5	
State	11.4%	State	11.9%	State	20.8%	State	33.6%	State	22.3%
									
District	16.0%	District	15.2%	District	23.9%	District	30.8%	District	14.1%
									
School		School		School		School		School	
N/A		N/A		N/A		N/A		N/A	
Minimal		Basic		Passing		Proficient		Advanced	

## Discipline



## Other Data



13.8 %

Chronic Absenteeism



\$12,450.19

Per-Pupil Expenditure